



DEBT STATISTICAL BULLETIN

JUNE 30, 2022



DEBT MANAGEMENT UNIT, FINANCE DEPARTMENT
Government of Khyber Pakhtunkhwa



DEBT STATISTICAL BULLETIN

GOVERNMENT OF KHYBER PAKHTUNKHWA

TABLE OF CONTENTS

Abbreviations	3
1. Glossary.....	4
2. Introduction	5
3. KP Debt Portfolio.....	6
4. KP Debt Historical Perspective:.....	8
5. KP Debt Comparison with Other Provinces:.....	9
6. No of Loans: Active/Closed	9
7. No of Loans: Interest Type.....	9
8. Currency Wise Composition as of June 2022	10
9. Currency wise Composition.....	11
10. Creditor wise Composition	12
11. Disbursements During the Year: Composition by Creditors	12
12. Disbursements During the Year: Composition by Projects.....	13
13. Debt Servicing:	15
14. Redemption Profile.....	16
15. Risk Indicators.....	17
16. Sector wise Composition of Loan Portfolio.....	18
17. Ratio Analysis	20
18. Undisbursed Amount in Active Loans:	21
19. Annexures: List of Loans.....	22



DEBT STATISTICAL BULLETIN

GOVERNMENT OF KHYBER PAKHTUNKHWA

FOREWORD

MESSAGE FROM THE **MINISTER FOR FINANCE**

Debt is an important measure of bridging the financing gaps and is critical for development and prudent utilization of debt not only leads to higher economic growth, but it also helps the government to accomplish its social and developmental goals.

Nonetheless, debt is a critical element for Economic Growth, provided the resources mobilized through debt are invested in productive and sectors like Energy & Power, Transport & Communication, Tourism & Industries.

To streamline the affairs of the debt management functions, and enhance transparency, the Government of Khyber Pakhtunkhwa has recently enacted the KP Fiscal Responsibility and Debt Management Act, 2022. KP is the first province that has done the legislation after the Federal Government.

The aim of the Act is to provide sound fiscal risk management, fiscal and debt sustainability, transparency in government finance statistics through various annual and semi-annual reporting.





DEBT STATISTICAL BULLETIN

GOVERNMENT OF KHYBER PAKHTUNKHWA

FOREWORD

MESSAGE FROM THE **SECRETARY FOR FINANCE**

Debt Statistical Bulletin is a public document and is available on the website of KP Finance Department (<https://www.finance.gkp.pk/articles/info-desk/debt-bulletin>). The aim of Debt Bulletin is to update Government and various stakeholders about the current position of the loan portfolio of the KP Province.

The objective of the Debt Statistical Bulletin is to showcase the debt statistics and the availability of high frequency data of debt portfolio. The Bulletin serves as a vehicle for providing users with regular updates on trends in borrowing by the Government.

This annual Debt Statistical Bulletin is published in fulfillment of the requirements of Section 11 sub section 6 (k) of the KP Fiscal Responsibility and Debt Management Act 2022, which mandates the Debt Management Unit (DMU) to publish, at least half-yearly, statistics on the public debt.

This bulletin shows Government's commitment to ensuring transparency in its debt management operations. The bulletin gives a comprehensive overview of the public debt and all activities and transactions that have impacted the public debt portfolio in FY 2021-22.





DEBT STATISTICAL BULLETIN

GOVERNMENT OF KHYBER PAKHTUNKHWA

ABBREVIATIONS

ADB:	Asian Development Bank
AFD:	French Development Agency
AIIB:	Asian Infrastructure Investment Bank
ATM:	Average Time to Maturity
ATR:	Average Time to Refixing
DOD:	Disbursed and Outstanding
DM:	Deutschemark (German Currency)
EAD:	Economic Affairs Division
FRDMA:	Fiscal Responsibility and Debt Management Act 2022
IDA:	International Development Association
IFAD:	International Fund for Agricultural Development
GoKP:	Government of Khyber Pakhtunkhwa
IBRD:	International Bank for Reconstruction and Development
JPY:	Japanese Yen
JICA:	Japan International Cooperation Agency



DEBT STATISTICAL BULLETIN

GOVERNMENT OF KHYBER PAKHTUNKHWA

GLOSSARY

AFD	The French Development Agency (French: Agence française de développement, AFD) is a public financial institution that implements the policy defined by the French Government.
ATM	A measure of weighted average time to maturity of all principal repayments in the portfolio. ATM measures the average length of time it takes for all debt instruments to mature. A longer ATM implies lower refinancing risk and vice versa.
ATR	A measure of weighted average time until all principal repayments in the portfolio become subject to a new interest rate. The longer the period, the longer the interest exposure.
Capitalization of Interest	Interest charged but no paid becomes part of the loan principal amount. It increases the amount of loan.
Debt to Revenue	The ratio of outstanding debt to Revenue measure the burden of debt on the Provincial Revenues.
Disbursed and Outstanding	Disbursed and Outstanding: Total amount which has been disbursed and which is due to be repaid.
Disbursements	Resources, such as goods, services, or funds, taken by the borrower against a debt agreement
DM	The deutschemark (or "D-mark") was the official currency of the Federal Republic of Germany until 2002. First issued in 1948, it was legal tender in West Germany, and later, the unified German state until the final adoption of the euro (EUR) in 2002. The official currency code was DEM on forex markets.
LIBOR	LIBOR stands for London Inter Bank Offered Rate. LIBOR is an indicative average interest rate at which a selection of banks (the panel banks) are prepared to lend one another unsecured funds on the London money market.
On lent Debts	Debts that are borrowed by Federal government and then re-lent to a Provincial entity.
Refinancing Risk	The possibility that a borrower cannot refinance its debt by borrowing to repay existing debt.
Weighted Average Interest Rate (WAIR)	The weighted average level of interest rates on outstanding debts. The weight to be used is determined by the value of the debt as a percentage of the total outstanding amount



1: INTRODUCTION

As of 30th June 2022, the Disbursed and Outstanding Foreign liability of 106 external loans represents a volume of PKR 359,330¹ million (at USD/PKR rate of 186)² vis-a'-vis Rs. 294,097 million as on 30th June 2021.

There is no domestic debt liability on the KP province as domestic loans are relatively more expensive than the foreign loans, foreign loans has an historical currency depreciation of around 7% plus an average interest of around 2%, hence foreign loan on average cost around 9%³ whereas domestic loans are charged at KIBOR plus a spread, the prevailing KIBOR as on 30th June 2022 was 15.35% hence with a spread of 2%, the domestic loans interest cost around 17-18%. Moreover, the tenor of the domestic loans is significantly lower than that of foreign loans; normally domestic loans are extended for a period of 5-10 years whereas the tenor of foreign loans ranges from 25-30 Years including grace period of 5-7 years.

During the current Financial Year 2021-22, the Government of KP has repaid Rs. 12,910 million on account of Principal and paid Interest of Rs. 2,444 million.

The ratio of outstanding debt as a percentage of total receipts of the province is only 45.1%, whereas the ratio of debt servicing to total receipts is merely 1.9%. These ratios shows that debt portfolio of the province is in a stable position. However, the ratio of Outstanding Debt to KP's Budget FY 2021-22 is merely 32%, in comparison to the Punjab Government which is hovering at 45% and for Government of Sindh, it is 41%.

Whereas KP's Total Revenues are taken as a sum of Federal Tax assignment, Straight transfer (Royalties on oil and gas), Net Hydel Profits (NHP) and KP Own Sources of Receipts (Tax and non-Tax) and Grants from Federal Govt. (NMAs). The KP Total Revenues excludes money received in the form of Loans and Grants.

KP Government has raised Long-term concessional loans for development projects and programs. The tenor of these loans ranges from 20 to 25 years, with grace periods of 5 to 10 years,

Interest rate on fixed rate loans ranges from 0.75% to 2% per annum whereas the interest rate on floating rate loans is linked to a reference rate such as LIBOR plus a fixed spread of 50 basis points (bps). The principal repayment is spread over the repayment period after the grace period is passed.

While the debt service, including commitment fees, interest and principal repayment is borne by the provincial government's budget through deduction from the monthly revenue share, received from the federal government.

These foreign loans are negotiated via federal government - through the Ministry of Economic Affairs, Islamabad, (previously Economic Affairs Division), acting as sovereign borrower and then on-lent to provinces on the same terms and conditions, the most important implication of this arrangement is that the provincial government accepts the full exposure to exchange rates fluctuations during its debt service. It is, however, not a duty of the provincial government to ensure availability of foreign exchange to meet the debt obligations of foreign lenders.

¹ The outstanding debt liability of the KP province as of 30th June is Rs. 359,330 million at exchange rate of USD to PKR of 186, however at the actual conversion rate on 30th June 2022 was 204.75, at which the total debt liability of the province is Rs. 395,553 million.

² The exchange rates are communicated by the Ministry of Economic Affairs, Islamabad to the provinces from time to time and these rates are used for Debt Servicing (deduction of Principal and Interest) from the provinces.

³ The exchange rate depreciation of PKR against other foreign currencies has been historically an average 7% and markup on foreign concessional loans is 2%, hence the total cost of foreign loans is around 9%, which is far lower compared to borrowings from domestic financial market. Currently, the cost of domestic borrowing is around 18% p.a.



2: KP DEBT PORTFOLIO

Rs. In Million

Description	Outstanding Liability 30th June 2021	Principal Repayment	Disbursements During 1-July-2021 till 30-June-2022	Outstanding Liability 30th June 2022	% Increase
Foreign Loans (PKR)	294,097	12,910	41,689	359,330	22.14%
Exchange Rate (PKR/USD)	161			186	13.069%
Foreign Loans (USD)	1,827			1,932	9.08%

The total increase in debt stock during the year is 22.14%, it is attributable to two factors

- i. The foreign exchange parity of PKR against multiple currencies was 13.07%,
- ii. Whereas 9% is the net disbursements (Total disbursements less Principal repayments) during the year.

The currency wise breakup of the KP loan Portfolio is given below:

FC In Million

Currency	Outstanding Liability (FC) 30th June 2021	Disbursements July 2021- June 2022	Repayments July 2021- June 2022	Outstanding Liability (FC) 30th June 2022
USD	1,484.60	224.14	58.43	1,650.31
JPY	25,283.73	0.00	1,292.22	23,991.51
Euro	67.21	0.00	0.00	67.21
PKR	4,426.15	0.00	142.78	4,283.37
German (DM)	4.13	0.00	0.32	3.81

Currency Conversion Rates:

Currency	30th June 2021	30th June 2022	% Change
USD	161.0	186.00	15.53%
JPY	1.47	1.45	-1.36%
Euro	195.04	194.07	-0.50%
PKR	1.0	1.0	0.00%
German (DM)	99.09	99.38	0.30%
Weighted Average			13.069%



“ The exchange rates are communicated by Ministry of Economic Affairs, Islamabad to the provinces from time to time and these rates are used for Debt Servicing (deduction of Principal and Interest) from the provinces. ”

Loans Signed for the new Projects in FY 2021-22

During the FY 2021-22 the Government of Khyber Pakhtunkhwa has signed new loan agreements for the following projects:

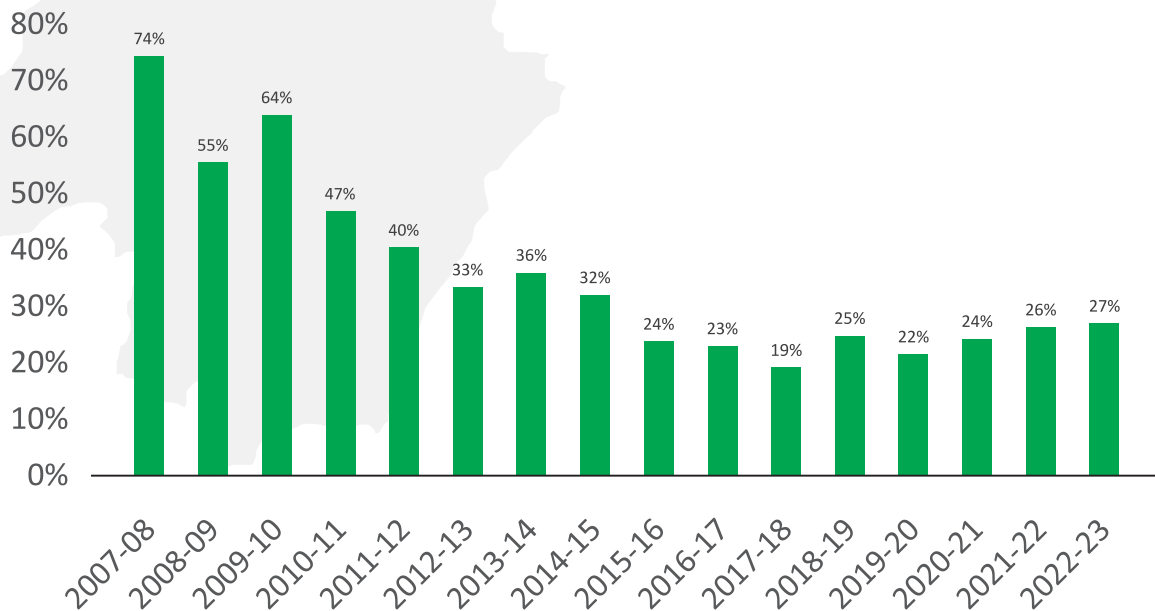
Projects	Committed Loan Amount FC In Million	Currency	Exchange Rate	Committed Loan Amount PKR In Million
KP Cities Improvement Project (ADB)	329.6	Euro	194.074	63,962
KP Cities Improvement Project (AIIB)	171.7	Euro	194.074	33,323
KP Cities Improvement Project-6042	15.0	USD	186	2,790
Rural Economic Transformation Project (IFAD)	74.1	Euro	194.074	14,379
National Health Support Project (ADB)	50.8	USD	186	9,449
Rural Accessibility Project (IDA)	38,553.00	JPY	1.445	55,709
	Total			179,611



3: KP DEBT HISTORICAL PERSPECTIVE

Financial Year	Outstanding Debt Rs. In Million	Total Budget Rs. In Million	Debt/Budget
2007-08	85,178	114,507	74%
2008-09	94,819	170,904	55%
2009-10	134,953	211,114	64%
2010-11	137,897	294,246	47%
2011-12	123,110	304,485	40%
2012-13	130,534	390,786	33%
2013-14	123,821	344,000	36%
2014-15	120,055	374,879	32%
2015-16	116,070	487,884	24%
2016-17	115,966	505,000	23%
2017-18	115,532	603,000	19%
2018-19	160,709	648,000	25%
2019-20	193,685	900,000	22%
2020-21	224,000	923,000	24%
2021-22	294,097	1,118,300	26%
2022-23	359,330	1,332,000	27%

Debt as % of Budget



4: KP DEBT COMPARISON WITH OTHER PROVINCES

Description	Rs. In Million		
	Punjab FY 2021-22	Sindh FY 2021-22	KP FY 2021-22
Budget	2,653,000	1,198,999	1,118,300
Revenue	2,182,000	1,198,999	796,439
Outstanding Loan Balance	1,206,664	489,174	359,330
Debt to Revenue	55%	41%	45%
Debt to Budget	45%	41%	32%

5: NO OF LOANS: ACTIVE/CLOSED



6: NO OF LOANS: INTEREST TYPE

Fixed Interest
Rate Loans

91

+

Floating Interest
Rate Loan

15

=

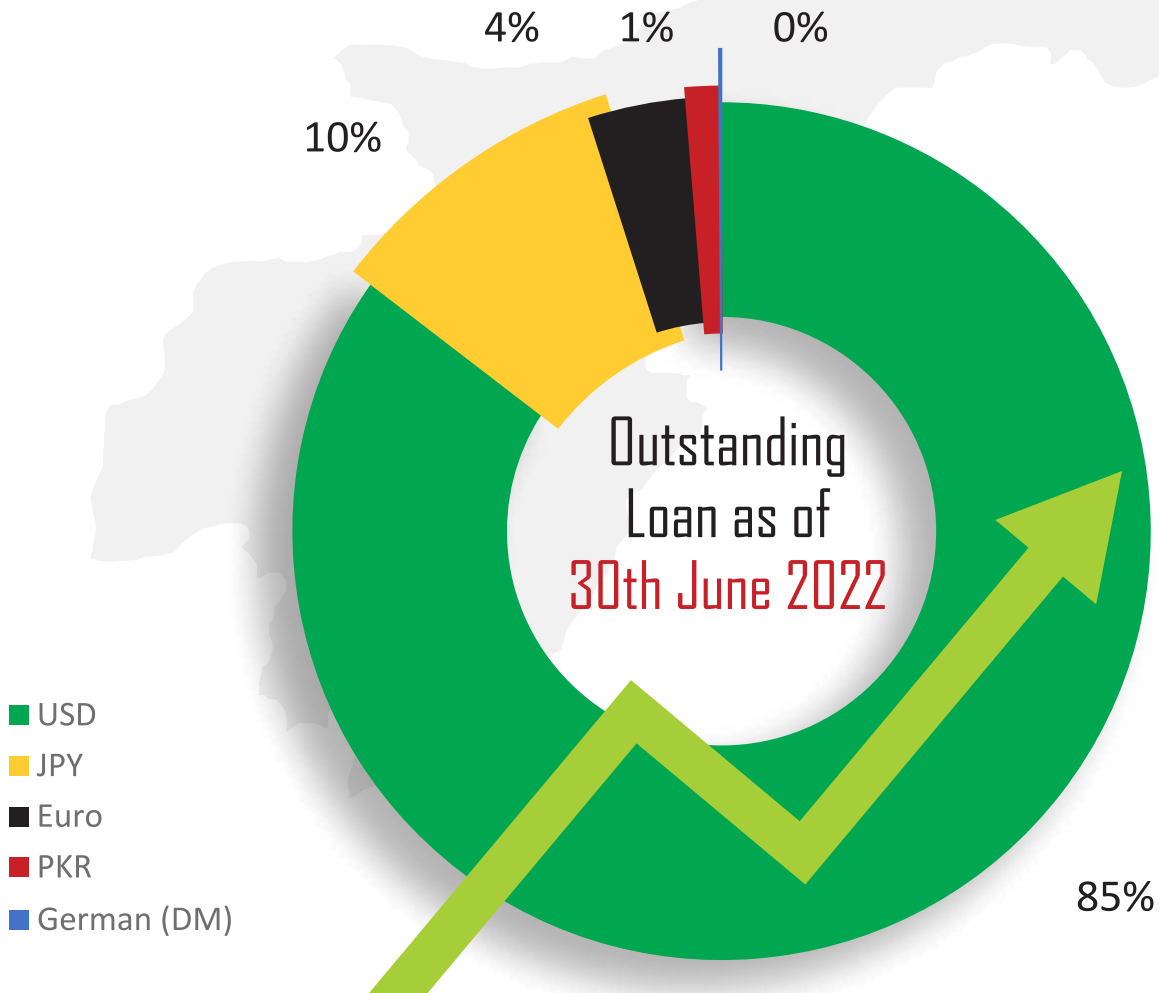
Total Loans

106



7: CURRENCY WISE COMPOSITION

Currencies	No. of Loans	Outstanding Liability FC in Million	Conversion Rate Rs/FC	Outstanding Liability Rs. In Million	Percentage %
USD	96	1,650.31	186.00	306,958	85.42
JPY	3	23,991.51	1.445	34,668	9.65
Euro	4	67.21	194.074	13,043	3.63
PKR	1	4,283.37	1	4,283	1.19
German (DM)	2	3.81	99.383	379	0.11
Total	106			359,330	100

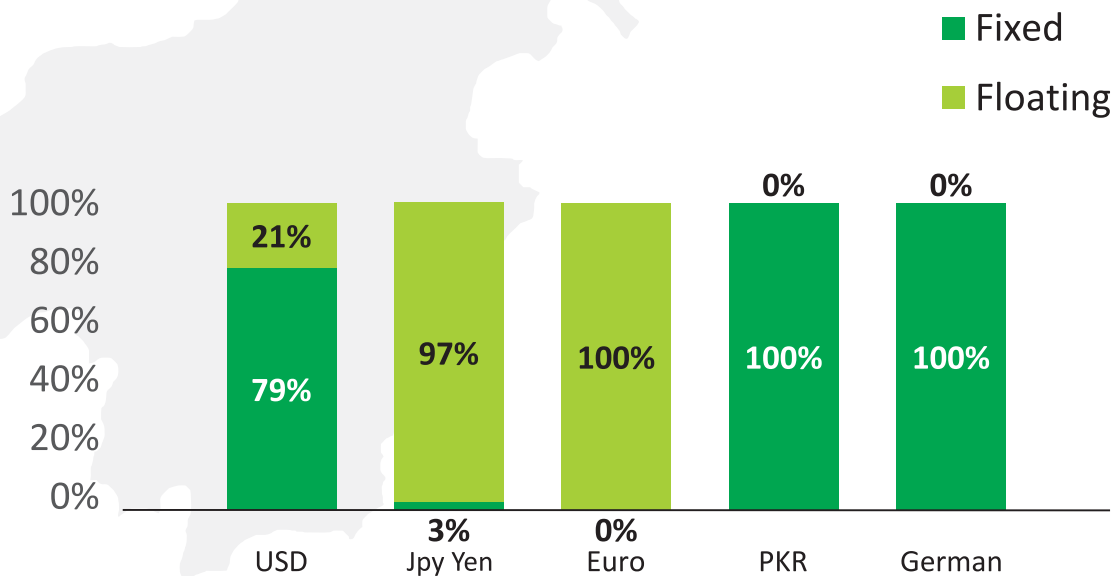




8: CURRENCY WISE COMPOSITION

Currencies	Loan Borrowed In Floating Interest Rate Rs. In Million	Loan Borrowed In Fixed Interest Rate Rs. In Million	Total Interest Rs. In Million	Fixed %	Floating %
USD	1,823	486	2,310	79%	21%
Japanese Yen	2	76	78	3%	97%
Euro	0	20	20	0%	100%
PKR	33	0	33	100%	0%
German	3	0	3	100%	0%
Total	1,861	582	2,444	76%	24%

Fixed/ Floating: Currency Wise





9: CREDITOR WISE COMPOSITION

Creditors	Fixed Interest Rs. In Million	Floating Interest Rs. In Million	Total Interest Rs. In Million	Fixed Interest %	Floating Interest %
ADB	475.40	561.96	1,037.36	46%	54%
IDA	1,371.05	0.00	1,371.05	100%	0%
JICA	2.05	0.00	2.05	100%	0%
AFD	0.00	20.28	20.28	0%	100%
IFAD	9.17	0.00	9.17	100%	0%
Germany	3.02	0.00	3.02	100%	0%
IBRD	0.76	0.00	0.76	100%	0%
Total	1,861	582	2,444	76%	24%

10. Disbursement in Active Loans During the Year Composition by Creditors

Creditors	Outstanding Liability 30th June 2021 Rs. In Million	Disbursements Rs. In Million	Principal Repayments Rs. In Million	Interest Payments Rs. In Million	Outstanding Liability 30th June 2022 Rs. In Million	Outstanding Liability %
ADB	146,214	19,617	8,091	1,037	177,740	49.5%
IDA	112,044	21,979	4,011	1,371	146,723	40.8%
JICA	21,074	0	690	2	19,996	5.6%
AFD	13,108	0	0	20	13,043	3.6%
IFAD	1,054	0	65	9	1,153	0.3%
Germany	409	0	32	3	379	0.1%
IBRD	193	94	21	1	296	0.1%
Total	294,097	41,689	12,910	2,444	359,330	100%

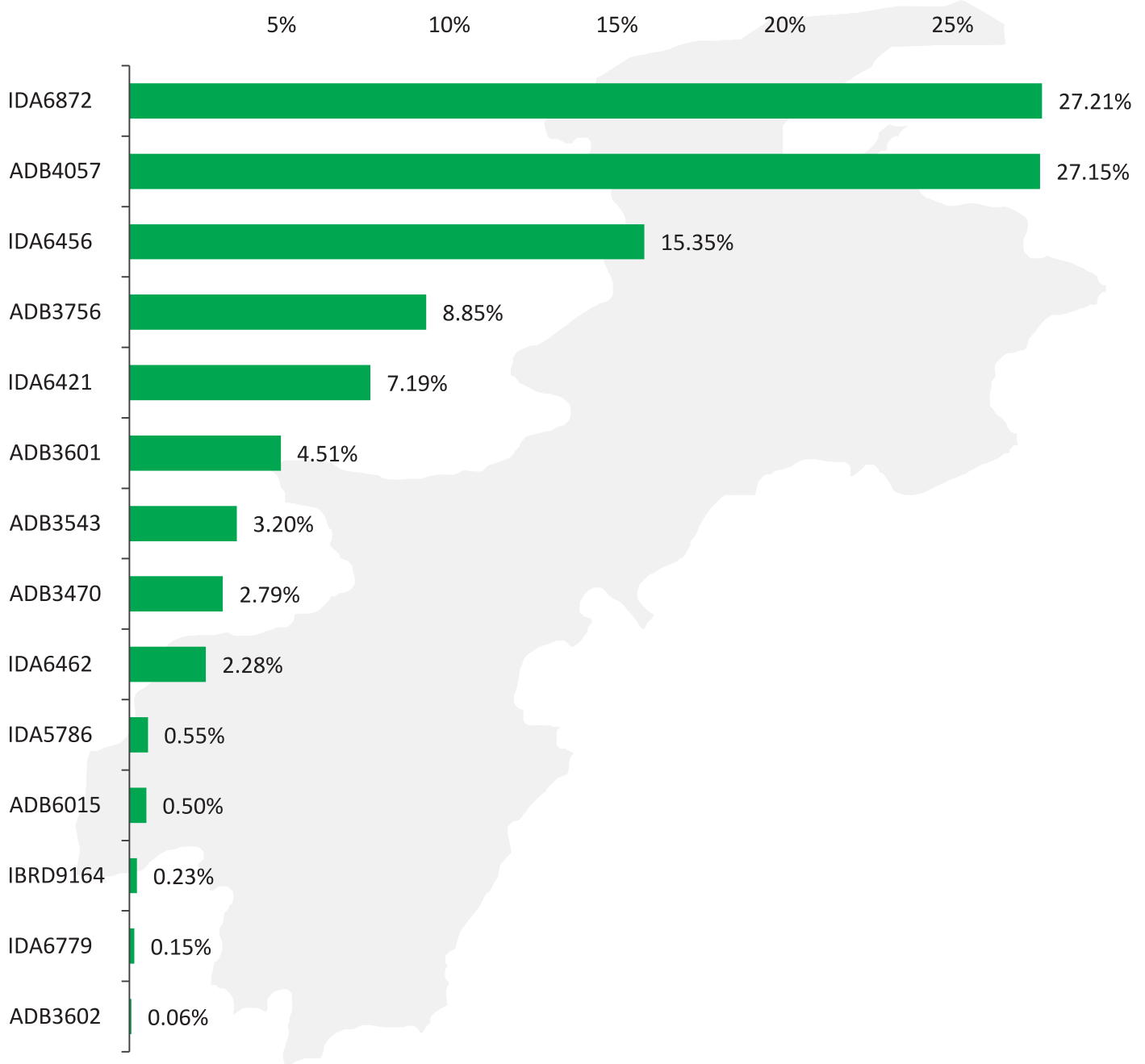


11: Disbursement in Active Loans During the Year Composition by Projects

S. No	Loan ID	Project	Amount (Rs. in Million)	Percentage %
1	IDA-6872	Spending Efficiently for Enhanced Development	11,342	27.21
2	ADB-4057	Balakot Hydropower Project	11,317	27.15
3	IDA-6456	KP Irrigated Agriculture	6,398	15.35
4	ADB-3756	Additional financing for KP Provincial Roads Improvement Project-Dualization of Mardan Swabi Road	3,688	8.85
5	IDA-6421	KP Revenue Mobilization and Public Resource Management	2,996	7.19
6	ADB-3601	KP Provincial Roads Improvement	1,881	4.51
7	ADB-3543	Peshawar Sustainable Bus Rapid Transit	1,333	3.20
8	ADB-3470	Pehur High level Canal Ext. Project	1,163	2.79
9	IDA-6462	KP Integrated Tourism Development Project	951	2.28
10	IDA-5786	National Immunization Support Project	229	0.55
11	ADB-6015	KP Cities Improvement Project	210	0.50
12	IBRD-9164	KP Hydropower and Renewable Energy Development Project	94	0.23
13	IDA-6779	KP Hydropower and Renewable Energy Development	61	0.15
14	ADB-3602	KP Provincial Roads Improvement	25	0.06
		Total	41,689	100.00



Disbursement in Active Loans 30th June 2022





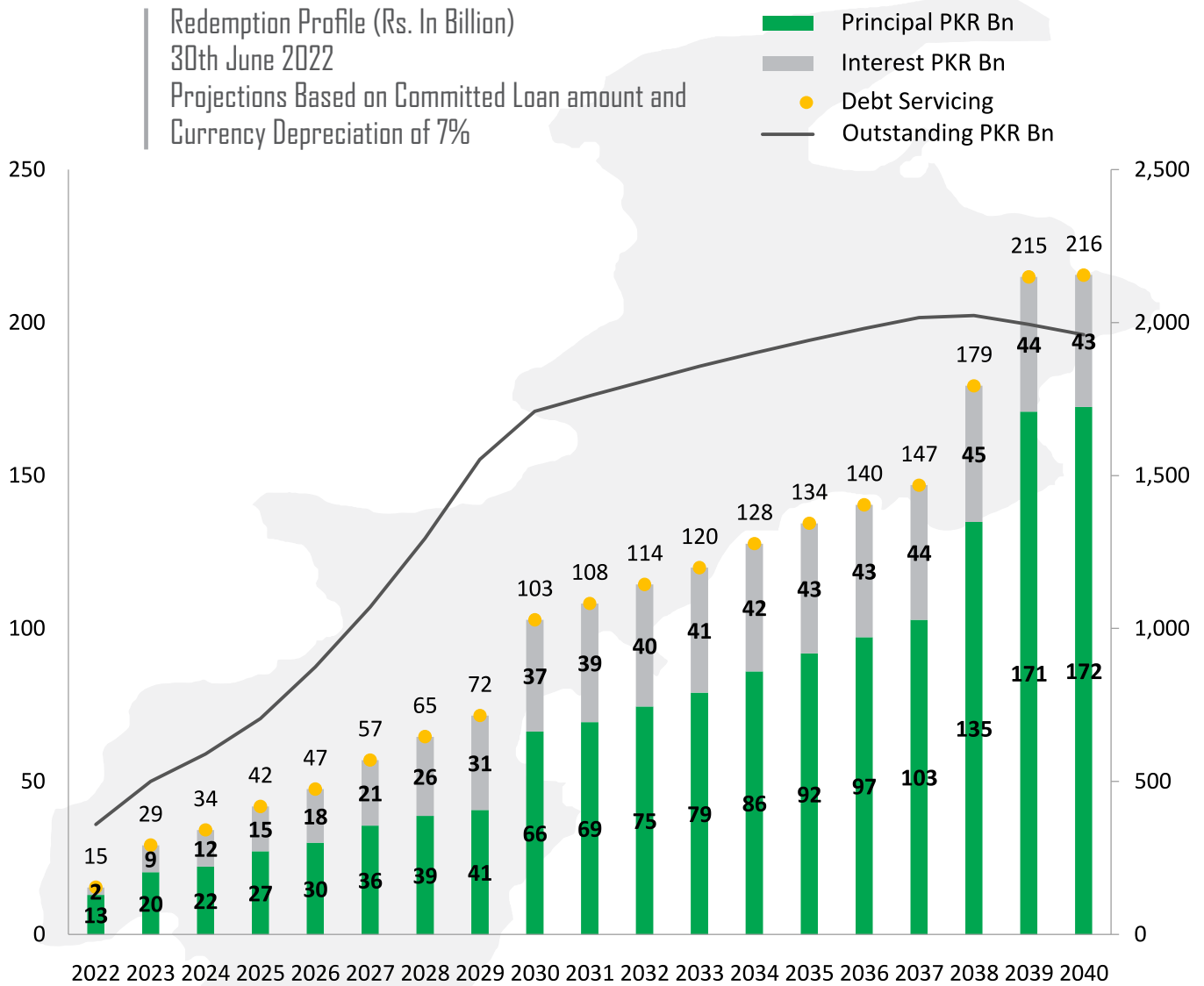
Active Loans Disbursements Status - 30th June 2022



12: DEBT SERVICING

Currency	Rs. In Million		
	Principal Payments	Interest Payments	Total Debt Servicing
USD	10,868	2,310	13,177
PKR	143	33	176
German (DM)	32	3	35
JPY Yen	1,867	78	1,945
Euro	0	20	20
Total	12,910	2,444	15,353

13: REDEMPTION PROFILE

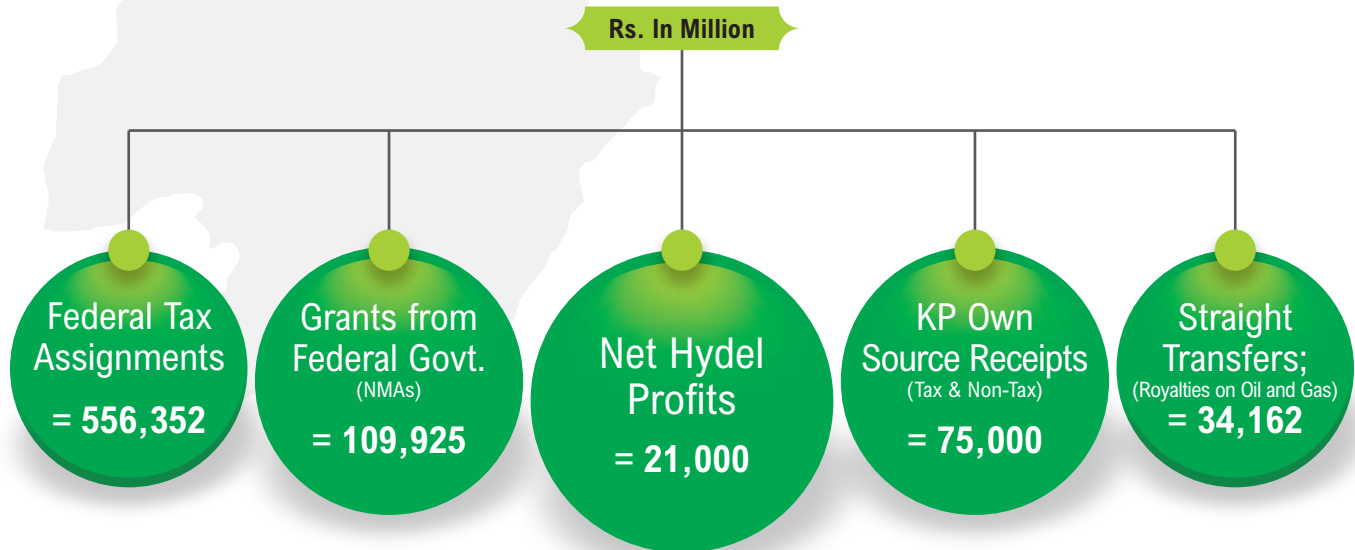


The above redemption profile is based on the assumption that the committed loan amounts will be disbursed to the KP province in next 7-8 years with no additional borrowing, hence the Debt Servicing and disbursed and outstanding balances will be as shown in the graph above. However, this redemption profile will change if new loan agreements are signed.

14: RISK INDICATORS

Risk Indicators		As at 30th June 2022
Outstanding Loan Stock to KP's Total Revenue		45.1%
Debt Service to KP Revenues		1.9%
Cost of Debt	Weight Average Interest Rate (Range)	0.680%
Refinancing Risk	ATM (Years)	10.55
	Loan Maturing in 1 Year as % of total debt	8.4%
Interest Rate Risk	ATR (years)	5.85
	Loan refixing in 1 Year (as % of total loan)	5.43%
	Fixed rate loan (as % of total loan)	58.2%
Fx Risks	Foreign exchange loan (As a % of total loan)	98.8%

KP REVENUES ARE TAKEN AS SUM OF:



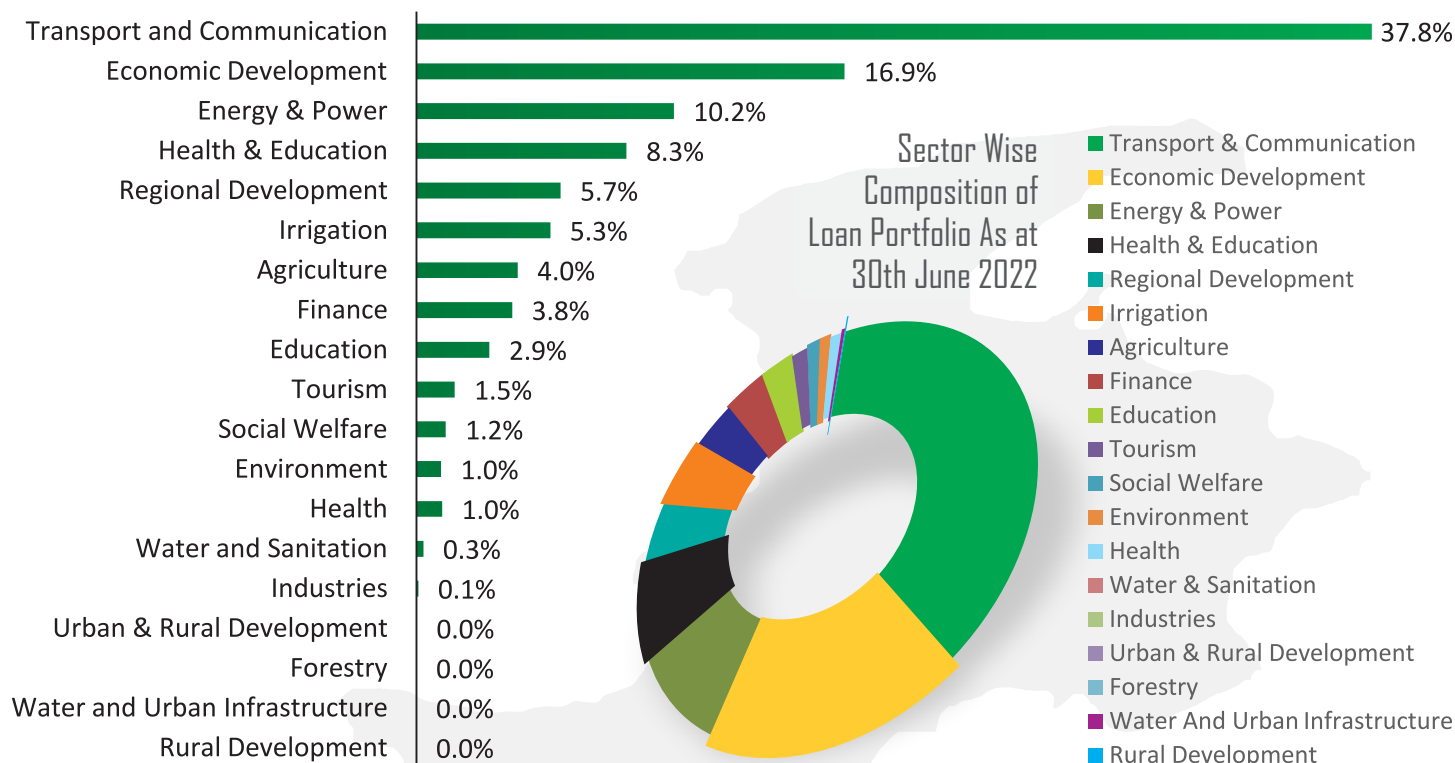
15: SECTOR WISE COMPOSITION OF LOAN PORTFOLIO

Sectors	Amount in PKR Millions	Sectors	Amount in PKR Millions
A: Agriculture 	14,385	F: Finance 	13,609
2nd Agriculture Research Project	115	KP Revenue Mobilization and Public Resource Management	13,609
2nd Agriculture Dev: Project	42	G: Forestry 	12
4th Agriculture Dev: Project	31	Hazara Forestry Project	12
Agriculture Sector Program II	386	H: Health 	3,662
Fruit and Vegetable Marketing Project	6	3rd Health Project	50
Investment Programme-I/KP water farm management project	1,574	Drinking Water Supply in Refugees Camps in KP-German	224
KP Irrigated Agriculture	11,686	Family Health Project	529
Livestock Development Project	55	Healthcare Dev: Project	157
On-Farm Water Management Project	490	Hospital Equipment in KP- German	154
On-Farm Water Mgt: Project	-	National Immunization Support Project	629
B: Economic Development 	60,878	Pandemic response effectiveness in Pakistan (Federal loan with KP Share)	930
Development Policy Credit-I	14,710	Provincial HIV AIDS Control	491
Development Policy Credit-II	21,053	Reproductive Health Project	30
KP Structural Adjustment SAC I	4,283	Women's Health Project	468
KP Structural Adjustment Credit SAC II	20,832	I: Health & Education 	29,887
C: Education 	10,377	KP Human Capital Investment Project	623
2nd Primary Education Project	907	Spending Efficiently for Enhanced Development	29,264
3rd Education Project	17	J: Industries 	272
4th Primary Education Project	47	Bannu Leather goods services control Project	44
Middle School Project	943	Restructuring of the Technical and Vocational Training System Project	218
Primary Education Girls Project	131	Small Industries Dev. Board Project	10
Primary Education Girls Project-II	320	K: Irrigation 	19,042
Primary Education Project	6,613	1988 Flood Damages Restoration Project	55
Science Education for Secondary School Project	45	1988-Flood Damages Restoration Project	62
Second Science Education Project	800	1992 Flood Damages Restoration Project	128
Teacher Training Project	307	2nd Irrigation System & Rehab: Project	45
Technical Edu: Project	247	Chasma Command Area Development Project	578
D: Energy & Power 	36,614	Chasma Right Bank Irr: Project Stage III	2,978
Access to Energy	17,498	Chasma Right Bank Irrigation Project Stage II	36
Balakot Hydropower Project	11,317	Command Water Management Project	216
KP Hydropower and Renewable Energy Development	292	Flood Damages Restoration Sectors Project	774
KP Hydropower and Renewable Energy Development Project	211	Irrigation System Rehab: Project	151
NWFP Emergency Rehabilitation Project	2,613	National Drainage Programme	160
Renewable Energy Dev Sector Investment Program project	4,321	On-Farm Water Mgt. Project Phase-III	86
Renewable Energy Development Sector Investment Program Project-1	363	On-Farm Water Mgt: Project	25
E: Environment 	3,512	Pehur High level Canal Ext. Project	4,783
Environmental Protection and resource conservation Project	144		
Forestry Sector Project	3,368		

Sectors	Amount in PKR Millions	Sectors	Amount in PKR Millions		
Pehur High Level Canal Project	7,713	P: Transport and Communication	 135,921		
Salinity Control & Reclamation Project Mardan	805			2nd Farm to Market Road Project	246
Swabi Salinity Control and Reclamation Project	447			Additional Financing for BRT Peshawar	13,043
				Additional financing for KP Provincial Roads	7,204
L: Regional Development	 20,501	Improvement Project-Dualization of Mardan Swabi Road			
2nd Urban Dev: Project	1,535	Farm to Market Roads Project	64		
Barani Area Dev: Project	1,191	KP Economic Corridor (KPEC)	130		
Barani Areas Dev. Project	4,232	KP Emergency Road Rehabilitation Project	19,996		
Chitral Area Dev. Project	802	KP Provincial Roads Improvement	20,643		
KP Community Infrastructure Project	1,395	KP Road Development Structural Credit	260		
Malakand Rural Dev. Project	4,277	Pak WFP Road Dev. Project	10,350		
NWFP Barani Area Development Project	1,098	Peshawar Sustainable Bus Rapid Transit	61,422		
NWFP Urban Dev Sector Project	416	Provincial Highway Project	498		
Second KP Community Infrastructure Project	5,556	Rural Access Road Project	2,066		
M: Rural Development	 -	Q: Urban & Rural Development	 64		
KP Rural Economic Transformation Project (RETP)	-	Flood damages restoration Project	64		
N: Social Welfare	 4,174	R: Water & Urban Infrastructure	 -		
Social Action Program	332	Cities Improvement Project	-		
Social Action Program II	735	Cities Improvement Project Preparation	-		
Social Action Program-I	891				
Social Action Program-II	2,216	S: Water and Sanitation	 985		
O: Tourism	 5,434	KP Cities Improvement Project	985		
KP Integrated Tourism Development Project	5,434				

Grand Total: Rs. 359,330

In Million



16: RATIO ANALYSIS

Description	Actual 2021-22 Rs. In Million	Revised 2021-22 Rs. In Million	Annual Growth	Debt Limits*
Total Federal transfers	491,700	611,514	24.4%	
KP Own Source Receipts	59,500	75,000	26.1%	
Grants from Federal Govt. (NMAs)	121,200	109,925		
KP's Total Receipts	672,400	796,439	18.4%	
Disbursed & Outstanding Loans	294,097	359,330	22.2%	
Interest Payments	2,185	2,444	11.8%	
Principal Repayments	10,635	12,910	21.4%	
Total Debt Servicing (Principal + Interest)	12,820	15,353	19.8%	
Total Outstanding Loan to Revenue Receipts	44%	45%		150%
Total Debt service to Revenue Receipts	1.91%	1.93%		10%
Interest as % of Total Receipts	0.32%	0.31%		
Debt Servicing as % of KP own receipts	21.55%	20.47%		

*The debt limits are defined in the recently enacted KP Fiscal Responsibility and Debt Management Act 2022.



17: UNDISBURSED AMOUNT IN ACTIVE LOANS

Sr.	Active Loans	Projects	Currency	Committed Amount in FC Millions	Disbursed Balance 30 June 2022 FC Millions	Undisbursed FC Million	Ex Rate	Undisbursed Rs. In Million
1	ADB-3470-Pak	Pehur High level Canal Ext.	USD	86.41	26.17	60.23	186.00	11,204
2	ADB-3543-Pak	Peshawar Sustainable Bus Rapid Transit	USD	335.00	330.22	4.78	186.00	888
3	ADB-3476-Pak	Access to Energy	USD	223.31	95.75	127.56	186.00	23,726
4	ADB-3601-Pak	Khyber Pakhtunkhwa Provincial Roads Improvement	USD	121.50	92.66	28.84	186.00	5,364
5	ADB-3602-Pak	Khyber Pakhtunkhwa Provincial Roads Improvement	USD	18.50	18.32	0.18	186.00	34
6	AFD-BRT	credit facility agreement with French Development Agency (AFD) for BRT	Euro	130.00	67.21	62.79	194.07	12,187
7	ADB-3756-Pak	Additional financing for Khyber Pakhtunkhwa Provincial Roads Improvement Project-Dualization of Mardan Swabi Road	USD	75.00	38.73	36.27	186.00	6,746
8	ADB-6015-Pak	Khyber Pakhtunkhwa Cities Improvement Project-Project Readiness Financing	USD	7.00	5.30	1.70	186.00	317
9	IDA-6421	Khyber Pakhtunkhwa Revenue Mobilization and Public Resource Management Program	USD	120.00	73.17	46.83	186.00	8,711
10	IDA-6462	KITE-KP Integrated Tourism Development Project	USD	70.00	29.22	40.78	186.00	7,586
11	IDA-6456	KP Irrigated Agriculture Improvement	USD	175.00	62.83	112.17	186.00	20,864
12	IDA-6872	Spending Efficiently for Enhanced Development	USD	400.00	157.33	242.67	186.00	45,136
13	IDA-6270	Khyber Pass Economic Corridor	USD	460.00	0.70	459.30	186.00	85,430
14	IDA-6590	Pandemic response effectiveness in Pakistan	USD	5.00	5.00	-	186.00	0
15	IDA-6779	Khyber Pakhtunkhwa Hydropower and Renewable Energy Development Project	USD	250.00	1.57	248.43	186.00	46,208
16	IDA-6714	KP Human Capital Investment Project	USD	137.50	3.35	134.15	186.00	24,952
17	IBRD-9164	Khyber Pakhtunkhwa Hydropower and Renewable Energy Development Project	USD	200.00	1.13	198.87	186.00	36,989
18	ADB-4057	Balakot Hydropower Development Project	USD	300.00	60.84	239.16	186.00	44,483
19	AIIB-Balakot	Balakot Hydropower Development Project	USD	250.00	-	250.00	186.00	46,500
20	ADB-KPCIP	Cities Improvement Project	Euro	329.58	-	329.58	194.07	63,962
21	AIIB-KPCIP	Cities Improvement Project	Euro	171.70	-	171.70	194.07	33,323
22	ADB-KPCIP-PRF	Cities Improvement Project	USD	15.00	-	15.00	186.00	2,790
23	IFAD-RETP	KP Rural Economic Transformation Project	Euro	74.09	-	74.09	194.07	14,379
24	IDA-NHSP	National Health Support Project	USD	50.80	-	50.80	186.00	9,449
25	IDA-KPRAP	Khyber Pakhtunkhwa Rural Accessibility Project" (KPRAP)	Yen	38,553.00	-	38,553.00	1.445	55,709
								606,936

**18: ANNEXURE: LIST OF LOANS**

Sr.	Projects	Projects	Currency	Date of Last Installment	Outstanding Balance	Principal Repayment	Disbursements	Outstanding Balance
1	IDA-678	3rd Education Project	USD	15-Aug-26	111,540	20,280	-	91,260
2	IDA-683	Flood damages restoration Project	USD	15-Nov-26	423,822	77,062	-	346,760
3	IDA-755	Hazara Forestry Project	USD	1-Oct-27	76,291	11,734	-	64,557
4	IDA-877	Salinity Control & Reclamation Project Mardan	USD	1-Oct-28	4,991,625	665,550	-	4,326,075
5	IDA-892	4th Primary Education Project	USD	1-Mar-29	289,680	36,210	-	253,470
6	IDA-1113	Bannu Leather goods services control Project	USD	1-Feb-31	261,000	26,100	-	234,900
7	IDA-1163	On-Farm Water Management Project	USD	1-Jun-31	614,100	61,410	-	552,690
8	IDA-1239	Irrigation System Rehab: Project	USD	1-Apr-32	892,849	81,166	-	811,683
9	IDA-1487	Command Water Management Project	USD	15-Dec-33	1,261,793	100,944	-	1,160,849
10	IDA-1499	Small Industries Dev. Board Project	USD	15-Jul-34	60,750	4,500	-	56,250
11	IDA-1602	2nd Primary Education Project	USD	1-May-35	5,250,345	375,026	-	4,875,319
12	IDA-1603	On-Farm Water Management Project	USD	1-May-35	1,255,800	89,700	-	1,166,100
13	IDA-1888	2nd Irrigation System & Rehab: Project	USD	1-Feb-23	482,362	241,178	-	241,184
14	IDA-2003	1988 Flood Damages Restoration Project	USD	15-Mar-24	446,846	148,952	-	297,894
15	IDA-2154	2nd Agriculture Research Project	USD	1-May-25	825,143	206,278	-	618,865
16	IDA-2240	Family Health Project	USD	1-May-26	3,555,648	711,128	-	2,844,520
17	IDA-2245	On-Farm Water Management Project	USD	15-Mar-26	1,147,084	229,420	-	917,664
18	IDA-2383	Environmental Protection and resource conservation Project	USD	15-May-27	932,077	155,346	-	776,731
19	IDA-2468	1992 Flood Damages Restoration Project	USD	15-Sep-27	813,276	125,118	-	688,158
20	IDA-2593	Social Action Program	USD	1-Feb-29	2,038,577	254,820	-	1,783,757
21	IDA-2687	Primary Education Project	USD	15-Feb-30	39,999,717	4,444,413	-	35,555,304
22	IDA-2829	KP Community Infrastructure Project	USD	1-Jan-31	8,330,757	833,076	-	7,497,681
23	IDA-2999	National Drainage Programme	USD	15-May-32	947,100	86,100	-	861,000
24	IDA-3050	Social Action Program II	USD	15-Mar-33	4,308,940	359,078	-	3,949,862
25	IDA-35161	Investment Programme-I/KP water farm management project	USD	15-Jun-40	8,717,889	256,408	-	8,461,481
26	IDA-3516	NWFP Emergency Rehabilitation Project	USD	15-Dec-35	15,087,046	1,040,486	-	14,046,560
27	IDA-3687	KP Structural Adjustment SAC I	PKR	15-Jun-37	4,426,152,332	142,779,108	-	4,283,373,224
28	IDA-3776	Provincial HIV AIDS Control	USD	15-Dec-37	2,724,639	86,496	-	2,638,143
29	IDA-3906	Second KP Community Infrastructure Project	USD	15-Mar-39	30,805,003	933,486	-	29,871,517
30	IDA-39321	KP Structural Adjustment Credit SAC II	USD	15-Mar-39	41,250,000	1,250,000	-	40,000,000
31	IDA-3932	KP Structural Adjustment Credit SAC II	USD	15-Mar-39	74,250,000	2,250,000	-	72,000,000
32	IDA-4177	Development Policy Credit-I	USD	15-Mar-41	81,409,368	2,325,982	-	79,083,386
33	IDA-4316	Development Policy Credit-II	USD	15-Mar-42	116,423,528	3,233,988	-	113,189,540
34	IDA-5786	National Immunization Support Project	USD	1-Apr-43	2,219,264	73,236	1,233,087	3,379,115
35	IDA-6421	KP Revenue Mobilization and Public Resource Management	USD	15-Apr-49	57,058,696	-	16,107,008	73,165,704
36	IDA-6456	KP Irrigated Agriculture	USD	1-Jan-49	28,430,000	-	34,400,000	62,830,000
37	IDA-6462	KP Integrated Tourism Development Project	USD	1-Jan-49	24,103,529	-	5,114,023	29,217,552
38	IFAD-18	4th Agriculture Dev. Project	USD	1-Mar-29	189,481	23,684	-	165,797
39	IFAD-83	On-Farm Water Mgt: Project	USD	1-Dec-31	146,279	13,934	-	132,345
40	IFAD-558	NWFP Barani Area Development Project	USD	15-Apr-41	6,213,701	310,684	-	5,903,017
41	ADB-495	On-Farm Water Mgt: Project	USD	15-Nov-20	-	-	-	-
42	ADB-723	Chasma Command Area Development Project	USD	15-Jun-24	4,658,780	1,552,928	-	3,105,852
43	ADB-758	Farm to Market Roads Project	USD	1-Oct-25	441,768	98,170	-	343,598
44	ADB-759	Science Education for Secondary School Project	USD	15-Nov-25	308,802	68,622	-	240,180



Sr.	Projects	Projects	Currency	Date of Last Installment	Outstanding Balance	Principal Repayment	Disbursements	Outstanding Balance
45	ADB-838	Chitral Area Dev. Project	USD	15-Jun-27	5,175,605	862,602	-	4,313,003
46	ADB-850	3rd Health Project	USD	1-Sep-22	805,777	537,186	-	268,591
47	ADB-851	Fruit and Vegetable Marketing Project	USD	15-Oct-22	88,753	59,174	-	29,579
48	ADB-874	Chasma Right Bank Irrigation Project Stage II	USD	15-Oct-22	587,627	391,744	-	195,883
49	ADB-916	2nd Aquaculture Dev: Project	USD	15-Jul-23	379,959	151,986	-	227,973
50	ADB-917	2nd Farm to Market Road Project	USD	1-Aug-23	2,206,269	882,500	-	1,323,769
51	ADB-957	1988-Flood Damages Restoration Project	USD	1-Apr-24	502,162	167,386	-	334,776
52	ADB-973	Livestock Development Project	USD	15-Aug-24	416,150	118,900	-	297,250
53	ADB-976	Swabi Salinity Control and Reclamation Project	USD	15-Jun-24	3,606,933	1,202,308	-	2,404,625
54	ADB-977	Primary Education Girls Project	USD	15-Dec-24	983,726	281,062	-	702,664
55	ADB-1004	2nd Urban Dev: Project	USD	15-Dec-24	11,550,000	3,300,000	-	8,250,000
56	ADB-1146	Chasma Right Bank Irr: Project Stage III	USD	15-Sep-26	19,567,991	3,557,818	-	16,010,173
57	ADB-1179	Barani Area Dev: Project	USD	15-Sep-27	7,568,953	1,164,456	-	6,404,497
58	ADB-1185	Provincial Highway Project	USD	15-Sep-27	3,163,976	486,768	-	2,677,208
59	ADB-1200	Healthcare Dev: Project	USD	15-Sep-27	998,779	153,660	-	845,119
60	ADB-1209	Flood Damages Restoration Sectors Project	USD	15-Sep-27	4,920,132	756,942	-	4,163,190
61	ADB-1210	Teacher Training Project	USD	15-Aug-27	1,948,159	299,718	-	1,648,441
62	ADB-1278	Middle School Project	USD	15-Jul-28	5,850,050	780,006	-	5,070,044
63	ADB-1294	Pehur High Level Canal Project	USD	15-Nov-28	47,850,000	6,380,000	-	41,470,000
64	ADB-1301	Social Action Program-I	USD	15-Mar-29	5,473,619	684,200	-	4,789,419
65	ADB-1373	Technical Edu: Project	USD	15-May-30	1,492,508	165,834	-	1,326,674
66	ADB-1401	Rural Access Road Project	USD	1-Aug-30	12,415,039	1,306,846	-	11,108,193
67	ADB-1403	Forestry Sector Project	USD	15-Nov-30	20,235,000	2,130,000	-	18,105,000
68	ADB-1454	Primary Education Girls Project-II	USD	1-Jul-31	1,902,875	181,226	-	1,721,649
69	ADB-1493	Social Action Program-II	USD	15-Sep-31	13,169,944	1,254,280	-	11,915,664
70	ADB-1534	Second Science Education Project	USD	1-Aug-32	4,713,234	409,848	-	4,303,386
71	ADB-1671	Women's Health Project	USD	15-Oct-30	2,812,274	296,028	-	2,516,246
72	ADB-1672	Malakand Rural Dev. Project	USD	1-Mar-33	25,085,049	2,090,420	-	22,994,629
73	ADB-1787	Barani Areas Dev. Project	USD	15-Nov-32	24,916,675	2,166,666	-	22,750,009
74	ADB-1854	NWFP Urban Dev Sector Project	USD	15-Oct-33	2,429,255	194,342	-	2,234,913
75	ADB-1877	Agriculture Sector Program II	USD	1-Sep-25	2,665,342	592,296	-	2,073,046
76	ADB-1900	Reproductive Health Project	USD	15-Nov-33	174,391	13,950	-	160,441
77	ADB-2103	Pak WFP Road Dev. Project	JPY	1-Aug-29	7,779,647,550	617,018,782	-	7,162,628,768
78	ADB-2104	KP Road Development Structural Credit	USD	1-Aug-36	1,495,158	96,462	-	1,398,696
79	ADB-2135	Restructuring of the Technical and Vocational Training System Project	USD	15-Nov-36	1,251,693	80,754	-	1,170,939
80	ADB-2286	Renewable Energy Dev Sector Investment Program project	JPY	15-Jun-31	3,188,505,853	198,019,297	-	2,990,486,556
81	ADB-3470	Pehur High level Canal Ext. Project	USD	1-Oct-41	19,919,892	455,503	6,250,514	25,714,903
82	ADB-3543	Peshawar Sustainable Bus Rapid Transit	USD	1-Feb-42	323,296,542	-	6,927,898	330,224,440
83	ADB-3476	Access to Energy	USD	1-Oct-41	95,753,000	1,675,678	-	94,077,323
84	ADB-2287	Renewable Energy Development Sector Investment Program Project-1	USD	15-Jun-38	2,073,138	121,949	-	1,951,189
85	ADB-3601	KP Provincial Roads Improvement	USD	1-Aug-42	82,549,009	-	10,113,922	92,662,931
86	ADB-3602	KP Provincial Roads Improvement	USD	1-Aug-42	18,183,589	-	135,837	18,319,426
87	ADB-3756	Additional financing for KP Provincial Roads Improvement Project-Dualization of Mardan Swabi Road	USD	1-Dec-43	14,534,630	-	24,194,726	38,729,356
88	ADB-6015	KP Cities Improvement Project	USD	1-Mar-34	4,166,820	-	1,129,030	5,295,850
89	IBRD-3327	On-Farm Water Mgt. Project Phase-III	USD	15-Mar-26	575,000	115,000	-	460,000



Sr.	Projects	Projects	Currency	Date of Last Installment	Outstanding Balance	Principal Repayment	Disbursements	Outstanding Balance
90	G-7528	Hospital Equipment in KP- German	DM	31-Dec-33	1,687,500	135,000	-	1,552,500
91	G-7585	Drinking Water Supply in Refugees Camps in KP-German	DM	30-Jun-34	2,444,000	188,000	-	2,256,000
92	PK-62	KP Emergency Road Rehabilitation Project	JPY	20-Feb-51	14,315,580,000	477,186,000	-	13,838,394,000
93	AFD-1045	Additional Financing for BRT Peshawar	Euro	1-Feb-39	67,205,580	-	-	67,205,580
94	IDA-6872	Spending Efficiently for Enhanced Development	USD	15-Feb-51	96,355,095	-	60,979,365	157,334,460
95	IDA-6779	KP Hydropower and Renewable Energy Development	USD	1-Apr-50	1,237,326	-	330,503	1,567,829
96	IDA-6714	KP Human Capital Investment Project	USD	1-Mar-50	3,349,721	-	-	3,349,721
97	IDA-6590	Pandemic response effectiveness in Pakistan (Federal loan with KP Share)	USD	1-Jan-50	5,000,000	-	-	5,000,000
98	IDA-6270	KP Economic Corridor (KPEC)	USD	1-Apr-48	696,875	-	-	696,875
99	IBRD-9164	KP Hydropower and Renewable Energy Development Project	USD	1-Mar-50	625,380	-	506,448	1,131,828
100	ADB-4057	Balakot Hydropower Project	USD	1-May-46	-	-	60,842,663	60,842,663
101	AIIB-Balakot	Balakot Hydropower Project	USD	1-Dec-47	-	-	-	-
102	ADB-CIP	Cities Improvement Project	Euro	1-Oct-47	-	-	-	-
103	AIIB-CIP	Cities Improvement Project	Euro	15-Nov-51	-	-	-	-
104	ADBCIP-6042	Cities Improvement Project Preparation	USD	1-Oct-46	-	-	-	-
105	RETP	KP Rural Economic Transformation Project (RETP)	Euro	1-Nov-46	-	-	-	-
106	NHSP	National Health Support Project	USD	1-Oct-46	-	-	-	-



For more information and feedback:

DEBT MANAGEMENT UNIT
FINANCE DEPARTMENT

Government of Khyber Pakhtunkhwa

✉ dms.dmukpk@gmail.com



GoKPF



Finance Department Khyber Pakhtunkhwa



+92 (91) 9213973



finance.gkp.pk