

Provincial Finance Commission Award, 2019-20



**FINANCE DEPARTMENT
GOVERNMENT OF KHYBER PAKHTUNKHWA**

TABLE OF CONTENTS

CHAPTER	TITLE	PAGE #
I.	INTRODUCTION	02
II.	PROFILE OF PFC AWARDS	03
III.	COMPOSITION	04
IV.	FUNCTIONS OF THE COMMISSION	05-06
V.	BASIC PRINCIPLES/METHODOLOGY GOVERNING TO DISTRIBUTION OF RESOURCES	07-08
VI.	PFC RECOMMENDATIONS	09-14
VII.	ACKNOWLEDGMENTS/SIGNATURES OF MEMBERS	15
ADDENDUMS		
1.	ANNEXURE –I (NOTIFICATION OF PFC)	16
2.	ANNEXURE –II KP LG (AMENDMENT) ACT,2017	17-18
3.	ANNEXURE –III (REVENUE BUDGET STATEMENT)	19
4.	ANNEXURE –IV (MINUTES OF 11 TH PFC MEETING)	20-25
5.	ANNEXURE-V (GUIDELINES ASTO USE OF PIF)	26
6.	ANNEXURE-VI (DEVELOPMENT FUND-DISTRIBUTION CRITERIA)	27-30
7.	ANNEXURE-VII (WEIGHTAGE ASTO SHARE DETERMINATION UNDER PFC FORMULA 2008/09—2010/11)	31
8.	ANNEXURE-VIII LGs BUDGET SUMMARY (A&B parts)	32-33
9.	ANNEXURE-IX (LGs BUDGET STATEMENT (A&B parts)	34-35
10.	ANNEXURE-X (GRANT TO LOCAL COUNCILS & STATEMENT OF DEV; SHARE TO TMAs)	36-38

TABLE OF CONTENTS

CHAPTER	TITLE	PAGE #
I.	INTRODUCTION	02
II.	PROFILE OF PFC AWARDS	03
III.	COMPOSITION	04
IV.	FUNCTIONS OF THE COMMISSION	05-06
V.	BASIC PRINCIPLES/METHODOLOGY GOVERNING TO DISTRIBUTION OF RESOURCES	07-08
VI.	PFC RECOMMENDATIONS	09-14
VII.	ACKNOWLEDGMENTS/SIGNATURES OF MEMBERS	15
ADDENDUMS		
1.	ANNEXURE –I (NOTIFICATION OF PFC)	16
2.	ANNEXURE –II KP LG (AMENDMENT) ACT,2017	17-18
3.	ANNEXURE –III (REVENUE BUDGET STATEMENT)	19
4.	ANNEXURE –IV (MINUTES OF 11 TH PFC MEETING)	20-25
5.	ANNEXURE-V (GUIDELINES ASTO USE OF PIF)	26
6.	ANNEXURE-VI (DEVELOPMENT FUND-DISTRIBUTION CRITERIA)	27-30
7.	ANNEXURE-VII (WEIGHTAGE ASTO SHARE DETERMINATION UNDER PFC FORMULA 2008/09—2010/11)	31
8.	ANNEXURE-VIII LGs BUDGET SUMMARY (A&B parts)	32-33
9.	ANNEXURE-IX (LGs BUDGET STATEMENT (A&B parts)	34-35
10.	ANNEXURE-X (GRANT TO LOCAL COUNCILS & STATEMENT OF DEV; SHARE TO TMAs)	36-38



CHAPTER-I

INTRODUCTION

The federating units/territories of Pakistan are not equal in level of economic and social development(s). The fundamental objective(s) of government functionaries at Federal, Provincial and Local level is to provide basic amenities to the people at their doorsteps as far as possible in keeping with the spirit of the mandate of people & law.

2. The fiscal decentralization to the local bodies at the Provincial level of Khyber Pakhtunkhwa is channelized through Provincial Finance Commission (PFC) – a statutory body established under Section 52 of the Khyber Pakhtunkhwa Local Government Act, 2013. This institution visualizes its budgetary policies & priorities through its financial Award containing recommendations as to a self-contained fiscal transfer system extending over the whole Province. The main objective of this Award is to offer a formula-based inter-governmental revenue-sharing system featuring transparency, equitability and predictability; so that local governments may find themselves inclined towards bringing about improvement(s) in their performance, service delivery and promotion of general welfare of the people.

3. The big chunk of revenues of the Provincial Government of Khyber Pakhtunkhwa (90% or more) arises out of the Federal Transfers comprising: Federal tax assignment, straight transfers on account of Oil and Gas Royalty, Excise duty/Development Surcharge on Gas and Net Hydel profit etc.

4. Through its financial Award, the Commission makes vertical & horizontal allocations of resources viz., (a) between the Province & Local governments and (b) the local governments inter se. In this regard first a **Provincial Pool** is determined based on the proceeds of Provincial Consolidated Fund. The **Obligatory expenditure** characterizing universality in its nature is therefore, deducted from the Provincial Pool and a **Divisible Pool** is thus determined. The net proceeds forming part of the Divisible Pool are further divided into **Provincial Allocable Resources** and **Provincial Retained Resources**. The Provincial Allocable resources are earmarked for the local governments whereas; the Provincial Retained resources are maintained by the Provincial Govt.





CHAPTER-II

PROFILE OF PFC AWARDS

So far Eight (08) PFC Awards have been announced. Six Awards thereof (i.e. the 1st, 2nd, 3rd, 6th, 7th & 8th one) have been of interim nature while the 4th & 5th awards were for a period of 3 years (i.e. 2005/06 – 2007/08 and 2008/09 – 2010/11). Through these Awards Local Governments have been receiving their due share(s) from the net Divisible Pool. The inter-se distribution of Provincial Allocable Amount (developmental one) under the said interim Awards was made on the basis of following formula:-

1.	<i>Population</i>	50%
2.	<i>Backwardness (Based on MICS)</i>	25%
3.	<i>Lag in Infrastructure</i>	25%

2. For the 4th (3-year Award), the parameters were however, revised in terms of percentage as under:-

1.	<i>Population</i>	60%
2.	<i>Backwardness (Based on MICS)</i>	20%
3.	<i>Lag in Infrastructure</i>	20%

3. In the 5th, 6th, 7th & 8th Awards (i.e 2008/09 - 2010/11, 2016 -17, 2017-18 & 2018-19) the Commission allowed allocation/distribution of funds on basis of the formula mentioned hereinbefore.

4. A brief summary of the PFC Awards indicates that the Provincial Allocable Amount has kept on increasing ever since the introduction of the local government system in 2002 as under:-

	<u>Rs. in billion</u>
i) 1 st Award 2002	15.162
ii) 2 nd Award 2003	16.098
iii) 3 rd Award 2004	18.773
iv) 4 th Award 2005-2008	29.412
iv) 5 th Award 2008-2011	32.248
vi) 6 th Award 2016-2017	168.640
vii) 7 th Award 2017-2018	175.586
viii) 8 th Award 2018-2019	199.194



CHAPTER-III

COMPOSITION

The composition of PFC as per section 52 of the Khyber Pakhtunkhwa Local Government Act, 2013 (**Annexure-I**), readwith Section 3 of the Khyber Pakhtunkhwa Local Government (4th Amendment) Act, 2015 is as under:-

S#	Composition	Designation
1.	Minister for Finance Department	Chairman
2.	Minister for Local Government, Elections and Rural Development Department	Co-Chairman
3.	Mr. Arshid Ayub Khan, MPA- PK-41(Nominee of CM)	Member
4.	Mr. Mehmood Ahmad Khan Batani, MPA- PK-94 (Nominee of Opposition Leader)	Member
5.	Secretary to Government, Finance Department	Member
6.	Secretary to Government, P&D Department	Member
7.	Secretary to Government, Local Government, Elections and Rural Development Department	Member
8.	Secretary to Government, Law, Parliamentary Affairs & Human Rights Department	Member
9.	Mr. Azizullah alizai, Nazim District Council, DI Khan.	Member
10.	Mr. Niaz Ahmad, Nazim District Council, Shangla.	Member
11.	Mr. Aslam Hayat Khan, Nazim Tehsil Council, Ghazi (Haripur)	Member
12.	Mr. Aizazullah, Nazim Tehsil Council, Serai Naurang (Lakki Marwat)	Member



CHAPTER-IV

FUNCTIONS OF THE COMMISSION

The **functions** of the Provincial Finance Commission as laid down in Section 53 of the Khyber Pakhtunkhwa Local Government Act, 2013 ***readwith the proviso to clause(a) and; clause(b) of Section 2* of the Khyber Pakhtunkhwa Local Government (Amendment) Act, 2017 (Annexure-II)** are as under:

- 1) The Finance Commission shall make recommendations to the Government on :
 - a) the amount of grant for local governments out of the proceeds of Provincial Consolidated Fund in a financial year in addition to the grant in lieu of Octroi and Zilla Tax:

Provided that in addition to the establishment charges budgeted for the devolved functions and transfers in lieu of Octroi and Zilla Taxes, the development grant for local governments shall be so determined that it is not less than thirty percent of the total development budget of the province in the respective year;

***Provided further that Government may allocate certain amount from the thirty per cent (30%) grant to a public interest fund to be administered by Government and to be used by public functionaries for the development of local governments; and**

- (b) **formula for distribution of the grant, as Government may direct, among local governments in the Province;***



- (c) the amount of special grants for local governments with modalities and conditions to access the facility;
 - (d) grants in aid to local governments in need of assistance; and
 - (e) matters relating to local government finance.
- 2) While making recommendations, the Finance Commission shall take into account the principles of fiscal needs, fiscal capacity, fiscal efforts and fiscal performance of local governments.
- 3) The Finance Commission shall also take into consideration poverty, population, lag in infrastructure and revenue base of local governments as factors while formulating its recommendations.
- 4) The Finance Commission shall present to the Government annually a report on the analysis of fiscal transfers, the situation of own-source revenue in local governments and the reach and quality of their services and the Government shall cause the report to be laid before the Provincial Assembly.





CHAPTER-V

BASIC PRINCIPLES/METHODOLOGY GOVERNING DISTRIBUTION OF RESOURCES

A. PROVINCIAL POOL

The Provincial Pool consists of the following items of revenue:

- i) Revenue Assignment from Federal Divisible Pool
- ii) 1% of Divisible Pool for War on Terror.
- iii) Straight Transfers
- iv) Provincial Own Receipts (Tax & Non Tax)
- v) Net Profit from Hydel Power (uncapping of NHP)
- vi) Arrears of Net Hydel Profit

Details of Revenue Budget are exhibited at **Annexure-III.**

B. OBLIGATORY EXPENDITURE

Obligatory expenditure, being of common and vital national interest to both Provincial and Local Governments, is subtracted from the Provincial Pool with a view to determining the Divisible Pool. Currently, it comprises the following items:

- (i) Debt Servicing
- (ii) Pension
- (iii) Subsidy on Wheat
- (iv) Contribution to GP Funds and Pension Funds.
- (v) Hydel Development Fund
- (vi) Charged Expenditure (Governor's House/Secretariat, Provincial Assembly, High Courts and Ehtisab Commission)
- (vii) Law and Order (Home, Police & Civil Defence)

C. DIVISIBLE POOL

The Balance Amount accruing as a result of subtraction of obligatory expenditure from the Provincial Pool constitutes the Divisible Pool.



D. SHARING PROCEEDS

The Divisible Pool is shared/distributed between the Provincial and Local Governments as “Provincial Retained Amount” and “Provincial Allocable Amount” at the ratio of 40:60 respectively. The Provincial Allocable Amount is subjected to fiscal needs, fiscal capacity, fiscal efforts & fiscal performance.

E. DISTRIBUTION OF PROVINCIAL ALLOCABLE AMOUNT

The Provincial Allocable Amount is distributed to meet the following items of expenditure:-

- i) *Salary*
- ii) *Non-Salary*
- iii) *Development*
- i) *Grant to Local Councils*

F. FORMULA FOR INTER-SE DISTRIBUTION OF DISTRICT DEVELOPMENT FUNDS

Under Section 2 (b) of the Khyber Pakhtunkhwa Local Government (Amendment) Act, 2017 the Provincial Government is required to formally devise a formula in this regard. Until such time, the inter se distribution of District Development Share out of the Provincial Allocable Amount shall be made on basis of the following formula to cater for development needs of the local governments:

i)	<i>Population</i>	60%
ii)	<i>Poverty</i>	20%
iii)	<i>Lag in Infrastructure</i>	20%



CHAPTER- VI

PFC RECOMMENDATIONS

Having taken into consideration the principles/ methodology expressed in Section(s) 53(1)(a), (b) and (d), (2) and (3) of LGA, 2013 readwith Section 2 of the KP, LG(Amendment) Act, 2017 and making due deliberations, the Provincial Finance Commission in its 11th meeting held on 21-05-2019 made the following recommendations with regard to distribution of Provincial Allocable Amount (*Minutes at Annexure-IV*):

1) Salary

The Commission has recommended 5% annual incremental increase over the revised estimates 2018-19 with a block provision of Rs. 9,500.000 million to allow for a fiscal space in the budget.

2) Non-Salary

a) *In this regard the Commission proposed 10% increase over the current year's allocations (2018-19), with a block provision of Rs. 7,620.930 million in respect of the following items:*

(Rs. in million)		
S#	Detail	Amount
1.	Provision of grant on need basis.	2000.000
2.	Provision of Conditional Grant (Education)	2000.000
3.	Grant for Emergency Medicines to all the devolved health institutes/hospitals	1000.000
4.	Grant for Electricity Charges on need basis	1000.000
5.	Grant for Financial Assistance/Shuhada Packages	350.000
6.	Grant for Advertisement Charges	20.000
7.	Grant for Autonomy to HSS(Edu Sector)	664.300
8.	Grant for Enrolment Campaign (E&SE)	13.850
9.	Purchase of IT Equipment for SDEO's office (E&SE-Costed Edu; Sector Program)	44.000
10.	Purchase of Furniture for newly created SDEO's office (E&SE-Costed Edu; Sector Program)	26.150
11.	District Performance incentive program	15.000
12.	Incentive for best performing school teachers/headmasters/principals	125.800
13.	Provision for scholarship under "Stori da Pakhtunkhwa" for top thirty position holder of GH&GHSS in all BISE,s of KP	361.830
Total:		7620.930



- b) *The commission however expanded the scope of conditional Grant for emergency medicines in BHUs (Rs. 1000.000 million mentioned at Sr.No.3 of the above table) to all the devolved health entities/hospitals under the administrative control of DHOs concerned.*

3) **Grant To Local Councils**

The Grant to Local Councils includes Grant to TMAs, Cantonment Boards and District Council/V.Cs & N.Cs.

i) **Grant to TMAs**

- a) *05% increase over current year (2018-19) grant to TMAs.*
- b) *Block allocation/provision of Rs.500.00 million for financially weak/newly created TMAs on need basis. The release(s) to this effect shall however, be subject to the mechanism to be evolved by the Local Government Department.*

ii) **Grant to Cantonment Boards**

- a) *The historic share/collection of grant/share of Cantonment Boards (CBs) having share arrangements with adjacent TMAs shall continue to be transferred as usual.*
- b) *The commission however, recommended 05% increase over the current year's allocations to CBs.*

iii) **Grant to District Councils/V.Cs & N.Cs**

- a) *The Commission recommended 05% increase over the current year's allocations (2018-19) under Grant to District Councils/V.Cs/NCs.*
- b) *District Government shall retain 20% share of the Grant to meet salary/operational expenses of the staff of District Council Secretariat and charge(s) on account of honoraria, allowances and other perks and privileges of the elected official(s) of the District Council while the remaining 80% thereof shall be transferable to VCs/NCs for meeting out their requirements on account of honoraria, allowances and perks & privileges of the elected officials as well as other operational expenses.*



4) **District Development Share**

- i) *As per Section 53 of LGA, 2013 the Development Grant for Local Govt. shall not be less than 30% of the total development budget of the province in respective year.*
- ii) *Similarly, according to the proviso to Clause (a) of Section-2 of Khyber Pakhtunkhwa Local Government (Amendment) Act, 2017 the Government may allocate certain amount from the thirty per cent (30%) grant to a public interest fund to be administered by Government and to be used by public functionaries for the development of local governments.*
- iii) *The total Provincial ADP is Rs.154,000.000 Million out of which the Provincial Government has allocated a sum of Rs 46,000.000 Million as District ADP. Out of this, 3% share amounting to Rs. 1,380.000 Million will be allocated under the Public Interest Fund. The said Fund will however, be transferred according to the mechanism/formula devised and notified by the Local Government Department. Remaining amount of Rs. 44,620.000 Million will nevertheless, be transferred to local governments as District Development Grant to meet their developmental requirements in the next financial year 2019-20 in light of the following decision of the Ex-Chief Minister Khyber Pakhtunkhwa taken in the meeting held on 08-06-2015:*

“Minimum of Rs. 2.000 million shall be provided to each village and neighborhood Councils having a population of 2000 village Councils and neighborhood Councils having more than 2000 population shall be provided additional funds of Rs. 0.50 million for every 1000 population exceeding the minimum threshold.

Remaining balance funds for local governments (after meeting the village and neighborhood Council shares) shall be distributed between the District Government and TMAs with the ratio of 50:50 each.”



- iv) *The tier-wise breakup of District Development Fund is as under:*

S.No	Particulars	Rs. in Million	
		Budget Estimates 2019-20	Transferable Share
1.	District	16450.000	15956.500
2.	Tehsil/TMAs	16450.000	15956.500
3.	VCs/NCs	13100.000	12707.000
	Total=	46000.000	44620.000

5) **Provision for newly created District of Upper Chitral.**

- 5% increase over the revised size of Salary component.
- 10% increase over Non-Salary.
- 05% increase over Grant to Local Councils.
- Additional allocation/provision of Rs. 20.000 million under Non-Salary component.

6) **Provision for leave encashment in lieu of LPR under Non-Salary for the next financial year 2019-20.**

Upon creation of the object code "leave encashment in lieu of LPR" under non-salary component by CGA, the commission was pleased to recommend in this regard Rs. 2811.000 million worked out on the basis of actual of last financial year.

7) **Provisions for the districts of Newly Merged Areas (NMAs) for financial year 2019-20.**

- 5% increase over the revised size of Salary component in r/o devolved functions/departments of NMAs.
- 10% increase over Non-Salary of devolved departments of NMAs.
- Block Allocations of Rs. 4000.000 million as District Development Fund for NMAs under development component.





8) **Provisions for the Establishment of 25 Nos. of TMAs in New Merged Areas (Erstwhile FATA) 2019-20**

The commission in line with the approval of Chief Minister on the summary of Local Govt. Department recommended Rs. 542.617 million as one time operational grant for the establishment of 25 TMAs in NMAs during the next financial year 2019-20.

9) **Provision for operational grant for the establishment of District and village/neighborhood councils in Newly Merged Areas (NMA) for 2019-20.**

- a) In this regard, the commission recommended Rs. 175.000 million (Rs. 25.000 million each per unit/district) on the analogy of corresponding size of sums allocated for areas of settled districts like Battagram, Upper Dir, Tank & Shangla etc.
- b) The commission nevertheless, recommended creation of required number of posts in the VCs/NCs etc to be established in the wake of ongoing changes in Local Govt. System without providing any cash cover therefor at least for the time being.

10) **Any other item with permission of the Chair.**

The commission during the course of deliberations urged the need for thorough discussion on issues like improving distribution mechanism/formula, taxation issues with cantonment boards & rationalization of conditional grant/block allocation under Education & Health Sectors etc. in the future meetings.

11) **Term of the Award**

For want of the required Formula under the provisions of the Khyber Pakhtunkhwa Local Government (Amendment) Act, 2017 and collection of data necessitated thereby, the Commission has recommended the present PFC Award on the basis of previous formula (2008-09 to 2010-11) for a term of one year viz., 2019-20.



12) **Other Recommendations**

In case of at-source deduction/adjustment from the revenue assignment of the Province by the Federal Government/ PESCO on account of outstanding electricity charges against a District Government or Tehsil/Town Administration, proportionate at-source deductions will be made from the share(s) of the respective District/Tehsil/Town Council. Further, in case any District Govt./Tehsil or Town Administration fails to ensure timely payment of monthly electricity dues to PESCO, Finance Department shall make such payment direct to PESCO and adjust the spent amount against the concerned District Government's Accounts. Likewise, such adjustments shall also be made against the Accounts of Tehsil/ Town Administration as the case may be.








CHAPTER- VII


ACKNOWLEDGEMENTS


The appreciation of the PFC notwithstanding, the members of the Commission, the Officers and Officials of the Finance Department deserve due vote of thanks in completion of this Award.


(Taimur Saleem Khan Jhagra)
Minister for Finance
Government of Khyber Pakhtunkhwa,
Chairman PFC


(Shehram Khan Taraki,
Minister for LGE&RD Dept
Government of Khyber Pakhtunkhwa
Co-Chairman


Secretary to Govt. of
Khyber Pakhtunkhwa
LGE&RD Department
Member PFC



Secretary to Govt. of
Khyber Pakhtunkhwa
P&D Department
Member PFC


Secretary to Govt. of
Khyber Pakhtunkhwa,
Law Department
Member PFC


(Arshid Ayub Khan)
MPA PK-41
Member PFC


(Mehmood Ahmed Khan)
MPA PK-94
Member PFC

(Azizullah Alizai)
Nazim District Council
D.I.Khan
Member PFC


(Niaz Ahmad)
Nazim District Council
Shangla
Member PFC


(Aslam Hayat)
Nazim Tehsil Council,
Ghazi (Haripur)
Member PFC


(Aizazullah)
Nazim Tehsil Council, Serai
Naurang (Lakki Marwat)
Member PFC


Secretary to Govt. of Khyber Pakhtunkhwa,
Finance Department
Secretary/Member PFC



GOVERNMENT OF KHYBER PAKHTUNKHWA
LOCAL GOVERNMENT, ELECTION & RURAL
DEVELOPMENT DEPARTMENT
Dated Peshawar, the 15th of October, 2015

No. SO(LG-I)LGC/4-116/2015: In pursuance to the provisions contained in Section 51 of the Khyber Pakhtunkhwa Local Government Act, 2013, the competent authority has been pleased to constitute the following Provincial Finance Commission with immediate effect to carry out its mandated functions and responsibilities provided in Chapter XI (Section 52 and 53) of the Khyber Pakhtunkhwa Local Government Act, 2013:

S #	Composition	Designation	Name of Member
1.	Minister for finance Department	Chairman	Mr. Muzafar Said, Ex-Officio
2.	Minister for Local Government, Elections and Rural Development Department	Member	Mr. Inayat Ullah Khan, Ex-Officio
3.	MPA nominated by the Chief Minister	Member	Sami Ullah Alizai, MPA PK-65
4.	MPA nominated by the Leader of Opposition in the Provincial Assembly	Member	Syed Muhammad Ali Shah, MPA PK-98
5.	Secretary to Government, Finance Department	Member	Mr. Ahmad Hanif Orakzai, Ex-Officio
6.	Secretary to Government, P&D Department	Member	Syed Zafar Ali Shah, Ex-Officio
7.	Secretary to Government, Local Government, Elections and Rural Development Department	Member	Syed Jamal ud Din Shah, Ex-Officio
8.	Secretary to Government, Law, Parliamentary Affairs & Human Rights Department	Member	Mr. Muhammad Arifeen, Ex-Officio
9.	Elected Nazim District Council	Member	Mr. Azizullah Alizai, Nazim District Council, DI Khan.
10.	Elected Nazim District Council	Member	Mr. Niaz Ahmad, Nazim District Council, Shangla.
11.	Elected Nazim Tehsil Council	Member	Mr. Aslam Hayat Khan, Nazim Tehsil Council, Ghazi (Haripur)
12.	Elected Nazim Tehsil Council	Member	Mr. Aizazullah, Nazim Tehsil Council, Serai Naurang (Lakki Marwat)

Note: Finance Department shall provide secretariat support and render assistance to the Provincial Finance Commission.

-sd-

Secretary, LGE&RDD

Copy endorsed with even No. and date:

- 1) Accountant, Khyber Pakhtunkhwa.
- 2) Principal Secretary to the chief Minister, Khyber Pakhtunkhwa.
- 3) Principal Secretary to the Governor, Khyber Pakhtunkhwa.
- 4) All Administrative Secretaries in Khyber Pakhtunkhwa.
- 5) PA to Secretary Provincial Assembly, Khyber Pakhtunkhwa.
- 6) All Members of Provincial Finance Commission, Khyber Pakhtunkhwa.
- 7) Director Information, Government of Khyber Pakhtunkhwa.
- 8) All commissioners in Khyber Pakhtunkhwa.
- 9) All Heads of the Attached Departments in Khyber Pakhtunkhwa.
- 10) All Nazimeen, District Governments in Khyber Pakhtunkhwa.
- 11) All Deputy Commissioners in Khyber Pakhtunkhwa.
- 12) PSO to Chief Secretary, Khyber Pakhtunkhwa.
- 13) All Nazimeen, Tehsil Councils in Khyber Pakhtunkhwa.
- 14) PS to Additional Chief Secretary, P&D Dept, Khyber Pakhtunkhwa.
- 15) PS to Senior Minister, LGE&RDD, Khyber Pakhtunkhwa.
- 16) PS to Special Secretary, LGE&RDD, Khyber Pakhtunkhwa.
- 17) PA to Director General, LG&RDD, Khyber Pakhtunkhwa.
- 18) PA to Secretary, Local Council Board, Khyber Pakhtunkhwa.
- 19) All Assistant Directors, LG&RD in Khyber Pakhtunkhwa.
- 20) All Tehsil Municipal Officers, Khyber Pakhtunkhwa.
- 21) Manager Government Printing Press, Peshawar for publication in official Gazette
- 22) Office Record.

[Signature]
Section Officer (Establishment)
LGE&RDD



Annexure-II

FOR THE EXTRAORDINARY GAZETTE ISSUE OF
THE KHYBER PAKHTUNKHWA

PROVINCIAL ASSEMBLY SECRETARIAT
KHYBER PAKHTUNKHWA

NOTIFICATION

Dated Peshawar, the 14/04/2017.

No.PA/Khyber Pakhtunkhwa/Bills/2017/ 13286 The Khyber Pakhtunkhwa Local Government (Amendment) Bill, 2017 having been passed by the Provincial Assembly of Khyber Pakhtunkhwa on 11th April, 2017 and assented to by the Governor of the Khyber Pakhtunkhwa on 13th April, 2017 is hereby published as an Act of the Provincial Legislature of the Khyber Pakhtunkhwa.

THE KHYBER PAKHTUNKHWA LOCAL GOVERNMENT (AMENDMENT) ACT, 2017
(KHYBER PAKHTUNKHWA ACT NO. IX OF 2017)

(First published after having received the assent of the Governor of the Khyber Pakhtunkhwa in the Gazette of the Khyber Pakhtunkhwa, (Extraordinary), dated the 14/04/2017).

(Here print as in the accompaniment).

M. A. J.

SECRETARY,

Provincial Assembly of Khyber Pakhtunkhwa.

No. and date (as per notification above).

A copy of the above notification with the accompaniment is forwarded to the Manager, Government Stationery and Printing Department, Peshawar, with the request to publish the same in the extraordinary issue of the Khyber Pakhtunkhwa Government Gazette of today's date and distribute copies thereof immediately in accordance with the list given overleaf.

Proof should be sent to this Secretariat before publication.

M. A. J.

SECRETARY,

Provincial Assembly of Khyber Pakhtunkhwa

E.No. PA/Khyber Pakhtunkhwa/Bills/2017/ 13282-91 Dated 14/04/2017

A copy of the above is forwarded to:-

1. The Principal Secretary to Governor, Khyber Pakhtunkhwa.
2. The Secretary to Government of Khyber Pakhtunkhwa, Local Government, Election & Rural Development Department.
3. The Secretary to Government of Khyber Pakhtunkhwa, Law Department.
4. The Director Information, Khyber Pakhtunkhwa.
5. The Director I.T./ Special Secretary Provincial Assembly of Khyber Pakhtunkhwa.

M. A. J.

SECRETARY,

Provincial Assembly of Khyber Pakhtunkhwa



**AN
ACT**
*Further to amend the Khyber Pakhtunkhwa
Local Government Act, 2013*

WHEREAS it is expedient further to amend the Khyber Pakhtunkhwa Local Government Act, 2013 (Khyber Pakhtunkhwa Act No. XXVIII of 2013), for the purposes hereinafter appearing;

It is hereby enacted as follow:

1. Short title and commencement.---(1) This Act may be called the Khyber Pakhtunkhwa Local Government (Amendment) Act, 2017.
- (2) It shall come into force at once.
2. Amendment of section 53 of the Khyber Pakhtunkhwa Act No. XXVIII of 2013.---In the Khyber Pakhtunkhwa Local Government Act, 2013 (Khyber Pakhtunkhwa Act No. XXVIII of 2013), in section 53,-

- (a) in clause (a), the semi-colon, appearing at the end shall be replaced by a colon and thereafter the following new proviso shall be added, namely:

"Provided further that Government may allocate certain amount from the thirty per cent (30%) grant to a public interest fund to be administered by Government and to be used by public functionaries for the development of local governments; and

- (b) for clause (b), the following shall be substituted, namely:

"(b) formula for distribution of the grant, as Government may direct, among local governments in the Province;"

**BY ORDER OF MR. SPEAKER
PROVINCIAL ASSEMBLY OF KHYBER
PAKHTUNKHWA**

(AMANULLAH)
Secretary
Provincial Assembly of Khyber Pakhtunkhwa



Annexure-III

REVENUE STATEMENT SHOWING PROVINCIAL CONSOLIDATED FUND & ITS DISTRUBUTION FOR THE YEAR 2018-19 & 2019-20			
Rs. in Million			
S.No	Component	B.E. 2018-19	B.E. 2019-20
(A)	Provincial Pool		
1	Revenue Assignment from Federal Divisible Pool	360,459.360	453,199.892
2	1% of Divisible Pool for War on Terror	43,311.767	54,455.204
3	Straight Transfers	22,324.336	25,606.400
4	Provincial Own Receipts (Tax & Non-Tax)	41,262.000	53,404.100
5	Net Profits from Hydel Power (Uncapping of NHP)	28,780.868	43,769.759
6	Arrears of Net Hydel Profit	15,000.000	11,905.000
7	Non-Dev Grant from Federal Govt. for NMAs	-	79,000.000
	Total (A)	511,138.331	721,340.355
B)	Obligatory Expenditure		
1	Debt Servicing Mark-up	9,000.000	10,000.000
	(i) Mark-up (interest)	7,790.000	9,490.000
	(ii) Principal Amount	16,790.000	19,490.000
	Total=	60,000.000	69,913.021
2	Pension	2,900.000	2,900.000
3	Subsidy on Wheat	3,000.000	1,500.000
4	Contribution to G.P.I. Funds	3,000.000	6,000.000
5	Pension Funds	-	-
6	Hydel Development Fund	-	-
7	Home, Police	49,181.000	49,753.000
8	Civil Defence	122.223	146.561
9	Provincial Assembly, Governor House/Secretariat and Ihtisab Commission	1,887.828	1,329.522
10	High Courts	1,795.996	1,732.287
	Total(B)	138,677.047	152,764.391
C)	Divisible Pool		
1	Provincial Pool	511,138.331	721,340.355
2	Provincial obligatory Expdr:	138,677.047	152,764.391
3	Net Divisible Pool (A-B)	372,461.284	568,575.964
4	(i) Provincial Allocable Amount (60% of net Divs.Pool)	223,476.770	341,145.578
5	(II) Provincial retained Amount (40% of net Divs.Pool)	148,984.514	227,430.386
D)	Amount Allocated to Distt		
	(i) Salary	140,000.000	135,028.502
	(ii) Non-Salary	23,143.726	18,209.232
	(iii) Development	29,345.000	46,000.000
	(iv) Grant to Local Councils	6,706.183	5,772.043
	Total (D)	199,194.909	205,009.777
E)	Amount Allocated to NMAs		
	(i) Salary	-	24,436.799
	(ii) Non-Salary	-	2,832.191
	(iii) Development	-	-
	(iv) Grant to Local Councils	-	717.617
	Total (E)	-	27,986.607
	Grand Total (D+E)	199,194.91	232,996.384



MINUTES OF THE 11TH MEETING OF PROVINCIAL FINANCE COMMISSION (PFC): LOCAL GOVERNMENTS' BUDGET 2019-20.

11th meeting of Provincial Finance Commission was held on 21st May, 2019 at 02:00 PM under the chairmanship of Minister for Finance, Khyber Pakhtunkhwa. List of the participants is exhibited at **Annex-I**.

2. After the customary rituals, the meeting formally started with the brief of Secretary Finance on the PFC in general and the agenda items in particular.

3. Agenda comprised the following items:

- i. Determination of allocable share(s) of resources (salary, non-salary, grant to local councils & development) to be transferred to local governments (devolved departments) for the next financial year 2019-20.
- ii. Newly created District of Upper Chitral.
- iii. Budget provision for leave encashment in lieu of LPR under Non-Salary for the next financial year 2019-20.
- iv. Budget Provisions for the district of Newly Merged Areas for next financial year 2019-20.
- v. Provisions for the Establishment of 25 Nos. of TMAs in New Merged Areas (Erstwhile FATA) 2019-20.
- vi. Provision for operational grant for the establishment of District and village/neighborhood councils in Newly Merged Areas (NMA) for 2019-20.
- vii. Any other item/issue with the approval of the Chairman.



4. After having thorough discussion/deliberation, the Commission agreed to make the following decisions/recommendations:-

ITEM NO.1: Determination of allocable share(s) of resources (salary, non-salary, grant to local councils & development) to be transferred to local governments (devolved departments) for the next financial year 2019-20.

The Commission recommended the following increase in respect of Salary, Non-Salary, and Grant to Local Councils with certain percentage(s)/yardsticks etc as under:

(A) Salary:

- (i) 5% annual incremental increase over revised estimates 2018-19.
- (ii) Block allocation/provision of **Rs. 9,500.000 million** as a budgetary cover.

(B) Non-Salary:

- (i) 10% increase over the current year's (2018-19) allocations.
- (ii) Block allocation/provision of **Rs. 7,620.930 million**. The commission however, agreed to expand the scope of conditional Grant for emergency medicines in BHUs (**Rs. 1000.000 million**) to all the devolved health facilities/hospitals under the administrative control of DHOs concerned.

(C) Grant to Local Councils

1) Grant to TMAs/Towns

- (i) 05% increase over current year (2018-19) grant to TMAs.





- (ii) Block allocation/provision of **Rs. 500.000 million** for financially weak/newly created TMAs on need basis.
- (iii) **The historic share/collection** of grant to those **Cantonment Boards (CBs)** having share-arrangements with adjacent TMAs **shall continue** to be transferred directly as usual. However, the commission recommended **05%** increase over the current year's allocation to CBs.

2) Grant to District Councils/VCs & NCs

- (i) **05%** increase over the current year's allocations.
- (ii) **District Government** shall retain **20% share** of the Grant to meet salary/operational expenses of the staff of District Council Secretariat and charges on account of honoraria, allowances and other perks and privileges of the elected official(s) of the District Council while the remaining **80%** thereof shall be transferred to **VCs/NCs** for meeting out requirements on account of honoraria, allowances and perks & privileges of their elected officials as well as other operational expenses.

(D) District Development Share:

- (i) As per Section 53 of LGA, 2013 the Development Grant for Local Govt. shall not be less than 30% of the total development budget of the province in respective year.





- (ii) Similarly, according to the proviso to Clause (a) of Section-2 of Khyber Pakhtunkhwa Local Government (Amendment) Act, 2017 the Government may allocate certain amount from the thirty per cent **(30%)** grant to a **public interest fund** to be administered by Government and to be used by public functionaries for the development of local governments.
- (iii) Determination of District Development Budget by the Government is nevertheless, subject to finalization/announcement of Federal Budget and communication of its receivable estimated resources to the Provincial Government.
- (iv) The commission nonetheless, tentatively recommended **Rs. 36,500.000 million** as District ADP under Budget Strategy paper-II (BSP-II).
- (v) However, the distribution of development fund in respect of district tier shall be made in accordance with new district-wise data for determination of development share of funds according to the factors i.e. Population, Poverty and lag in infrastructure in the light of Census 2017 received from Planning & Development department. However, the distribution of development fund amongst TMAs and VCs/NCs shall be made on the basis of population.





ITEM NO.2:

Newly created District of Upper Chitral.

- (i) **05%** increase over the revised size of **Salary** component.
- (ii) **10%** increase over **Non-Salary**.
- (iii) **05%** increase over **Grant to Local Councils**.
- (iv) Additional allocation/provision of **Rs. 20.000 million** under **Non-Salary** component.

ITEM NO.3:

Budget provision for leave encashment in lieu of LPR under Non-Salary for the next financial year 2019-20

- (i) The commission in line with the decision of CGA Islamabad agreed to shift the budgetary allocation for object code 'leave encashment in lieu of LPR' from salary component & create it under non-salary component.
- (ii) In this regard, the commission recommended **Rs. 2811.000 million** (worked out on the basis of actuals of last financial year) under non-salary component as a budgetary cover.



ITEM NO.4:

Budget Provisions for the district of Newly Merged Areas for next financial year 2019-20

- (i) **5%** increase over the existing/current allocation of **Salary** component in r/o devolved functions/departments of NMAs.
- (ii) **10%** increase over the current year's allocations 2018-19 under **Non-Salary** of devolved departments of NMAs.
- (iii) The commission was further pleased to recommend the provision of Block allocation of **Rs. 4000.000 million** as **District Development Fund** under development component for NMAs.





ITEM NO.5:

Provisions for the Establishment of 25 Nos. of TMAs in New Merged Areas (Erstwhile FATA) 2019-20.

- (i) The commission in line with the approval of Chief Minister on the summary of Local Govt. Department recommended Rs. 542.617 million as **one time operational grant** for the establishment of 25 TMAs in NMAs during the next financial year 2019-20.

ITEM NO.6:

Provision for operational grant for the establishment of District and village/neighborhood councils in Newly Merged Areas (NMA) for 2019-20.

- (i) In this regard, the commission recommended Rs. 175.000 million (Rs. 25.000 million each per unit/district) on the analogy of corresponding size of sums allocated for areas of settled districts like Battagram, Upper Dir, Tank & Shangla etc. The commission nevertheless, recommended creation of required number of posts in the VCs/NCs etc to be established in the wake of ongoing changes in Local Govt. System without providing any cash cover therefor at least for the time being.



ITEM NO.7:

Any other Item with permission of the Chair.

The commission during the course of deliberations felt the need for thorough discussion on issues like improving distribution mechanism/formula, taxation issues with cantonment boards & rationalization of conditional grant/block allocation under Education & Health Sectors etc. in the future meetings.

5. The meeting ended with a vote of thanks from and to the chair.





GOVERNMENT OF KHYBER PAKHTUNKHWA
LOCAL GOVT. ELECTIONS & RURAL
DEVELOPMENT DEPARTMENT



Annexure- V

Dated the Peshawar; 8th June, 2017

NOTIFICATION

No. PO(LG)2-45/District ADP/2016-17: The Government of Khyber Pakhtunkhwa is pleased to devise the following guidelines under Section 53 of Khyber Pakhtunkhwa Local Government Act 2013 (Amended Act 2017) for implementation of developmental schemes under certain share of 30% grant allocated to public interest fund to be administered by Government used by public functionaries for the development of Local Government:-

- i. The Finance Department will retain certain amount (2% for Chief Minister and 1% for Senior Minister, Finance Department Khyber Pakhtunkhwa respectively) out of 30% developmental budget to be used by the public functionaries for the development of Local Governments;
 - ii. The Chief Minister and Senior Minister, Finance Department will issue directive for the developmental schemes in respect of these funds;
 - iii. The PC-I of said directive will be prepared by the concerned executing agency and will be discussed/ approved in DDC of concerned district;
 - v. Administrative Approval will be issued accordingly;
 - v. On the basis of approved scheme the Finance Department will release funds directly to the Account-IV of concerned district;
 - vi. Deputy Commissioner will be the Principal Accounting Officer of the said funds and submit progress report to Local Government Department accordingly.
2. The Guidelines may be followed in letter and spirit.

Sd/-

SECRETARY LG

Endst: of Even No. & Date.

Copy forwarded to:-

1. The Secretary Finance Department, Government of Khyber Pakhtunkhwa.
2. The Secretary P&D Department, Government of Khyber Pakhtunkhwa.
3. PSO to Chief Minister, Khyber Pakhtunkhwa.
4. PSO to Chief Secretary, Khyber Pakhtunkhwa.
5. The Director General, LG&RD Department, Khyber Pakhtunkhwa.
6. The Secretary Local Council Board, Peshawar.
7. All Deputy Commissioners, Khyber Pakhtunkhwa.
8. PS to Senior Minister Finance Department, Khyber Pakhtunkhwa.
9. PS to Senior Minister LGE&RD Department, Khyber Pakhtunkhwa.
10. PS to Additional Chief Secretary, Khyber Pakhtunkhwa.
11. PS to Secretary LGE&RDD, Khyber Pakhtunkhwa.
12. Master File.

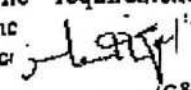
[Signature]

CHIEF PLANNING OFFICER




**GOVERNMENT OF KHYBER PAKHTUNKHWA
LOCAL GOVERNMENT, ELECTIONS AND RURAL
DEVELOPMENT DEPARTMENT**

IMPLEMENTATION STATUS ON DECISIONS OF CM MEETING OF JUNE 8-9, 2015

S.No.	Decisions	Action by	Status/ Remarks
1	This should be made categorically clear in the District Rules of Business that the executive authority of the district government shall lie with the Nazim, District Council strictly in accordance with the spirit of the Khyber Pakhtunkhwa Local Government Act.	Secretary Establishment, LG&RDD, Law	Relates to District ROBs and Has been incorporated in Rule No 6.
2	Amendment may be made in the LGA 2013 to the effect that nomenclature/designation of Nazim District Council is changed from Nazim District Council to that of Nazim District Government.	Secretary LG&RDD, Law	Amendments in the Act are under process.
3	Chief Minister directed that District Nazim and Tehsil Nazim may be the approving authority for expenditure within their prescribed sphere of responsibilities however, they should not be the co-signatory of the cheques with the Drawing and Disbursing Officers at District and Tehsil level. However, Nazim Village and Neighbourhood councils would be given the co-signatory powers due to the fact that only one Secretary Village council is available at that tier. This should be incorporated in Budget & Accounts Rules.	Secretary Finance and LG&RDD, Law)	The requirements stand inc the ac:  -s. Section Officer (C&D) Local Govt: Elections & RDD Khyber Pakhtunkhwa
4	The existing administrative authorities of devolved offices at district level regarding posting, transfer and appointment powers shall continue but subject to overall administrative control and approval of the Nazim, District Government. District Nazim shall have the power to override any posting and transfer proposal made by the Deputy Commissioner or District Officers if found in violation of rules/policies. Same principle shall also be adopted in TMA's and Village Councils.	Secretary Establishment, LG&RDD, Law	Rule 12 has been framed as per CM Directive which is as under:- <i>Grade-I to 16 by district Nazim</i> <i>Grade 17 & above in consultation with provincial government.</i> <i>As per table</i>
5	Chief Minister directed that the Deputy Commissioner shall be the <u>Principal Accounting Officer</u> of the district with an overall monitoring role and shall chair DAC meetings. Funds received to Account-IV shall be released lump sum on quarterly basis within three days to the respective sectoral heads of departments at district level and the district heads of the departments and <u>Tehsil Municipal Officers</u> and Village Councils would be fully empowered to	Secretary FD, LG&RDD, P&D, Law).	Finance Deptt: confirmed that the decision has been incorporated in various financial rules and procedures.



S.No.	Decisions	Action by	Status/ Remarks
	act as Drawing and Disbursing Officers, through delegation of financial powers. District Officers will not be required to seek funding of schemes on bill to bill or project to project basis.		
6	The Chief Minister made it clear that District Development Advisory Committee (DDAC) will remain intact even after implementation of LGA-2013. DDAC will approve Provincial ADP schemes falling within its ambit and will have no concern with ADP of District Government, TMA's and Village Councils. Likewise District Council, TMA's will have nothing to do with Provincial ADP schemes. However the District Nazim and Tehsil Nazim shall be included as co-opted but non-voting members in DDAC to remain informed of the development activities and also to ensure avoiding duplication and overlapping of development activities. Similarly, the MPA's will not have any say in the district council and TMA's budgets. Deputy Commissioner will ensure effective coordination between the working of DDAC and DDC meetings. Chief Minister endorsed the amendment made in the DDAC Act regarding oversight role of DDAC in the development schemes, being executed by the NGOs in the district for better accountability and transparency.	(Action by Secretary FD, LG&RDD, P&D, Law).	District Nazim and Tehsil Nazim have been made co-opted members in DDAC and this has been incorporated in the Rules of Business for District & Tehsil.  Section Officer (C&D) Local Govt: Elections & RDD Khyber Pakhtunkhwa
7	Districts shall be categorized into two categories for the purpose of posting of officers in BPS-19 and BPS-18 as Deputy Commissioner on the basis of size and population of the districts.	Secretary Establishment	Relates to Establishment Department and need not to be mentioned in the District Rules of Business
8	The Chief Minister desired to bring the district law & order subject and police within the purview of the District Governments. For the purpose, the Police Reforms Committee was constituted to work on viable legal framework in the light of LGA-2013 and Police Order 2002 with following ToRs:- i. To firm up proposals and recommendations in consultation with concerned stakeholders for devolving the administrative and financial powers of district police to the District Government to ensure effective coordination and oversight to improve performance of police. ii. To recommend a district oversight committee of 12 to 15 members comprising Chairman DDAC, Nazim District and Tehsil Councils, retired civil	Home & TAs Department	Work in progress.



S.No	Decisions	Action by	Status/ Remarks
	<p>servants, ex-judges, ex-Army officers, public opinion leaders. This Committee shall be headed by a non-political figure and shall be housed in the District Council Secretariat and there shall be no honoraria or perks and privileges for the members of the committee.</p> <p>iii. The Committee will submit its report and recommendations to the Chief Minister KP within a period of 15 days.</p>		
9	<p>On the subject of development funds distribution amongst the three tiers of local governments, the Chief Minister directed the P&D and Finance Department to include the following directives in the relevant rules or Act;</p> <ol style="list-style-type: none"> Minimum of Rs 2.000 Million shall be provided to each village and neighbourhood councils having a population of 2000. Village Council and neighbourhood councils having more than 2000 population shall be provided additional fund of Rs 0.50 Million for every 1000 population exceeding the minimum threshold. Rs. 0.5 Million fixed funds shall be provided to each of them as Annual establishment/recurring cost. LG&RDD will provide population data to the P&D and Finance to this effect; Remaining balance funds for local governments (after meeting the Village Council shares) shall be distributed between the District Government and TMA's with the ration of 50:50 each; There should be clear demarcation of functions and development activities for each tier of the local governments .i.e Village / Neighbourhood Council, TMA's and District Council, duly provided in their respective RoB; All new schemes must be completed within the same financial year and no multi-years projects having throw-forward financial liabilities should be allowed for approval, unless fully funded by the respective local governments. The local governments should be given role in providing missing facilities in education and health out of their allocated funds; Establishment of new schools and health facilities, having recurring financial liabilities or creation of posts, shall rest with the Provincial Government; 	FD and P&D	The decisions stand incorporated in budget documents FY 2015-16.

Section Officer (G&D)
Local Govt Elections & RDD
Khyber Pakhtunkhwa



S.No.	Decisions	Action by	Status/ Remarks
	g. Responsibilities and funds of on-going schemes under the Provincial ADP, falling within the mandate of the local governments can be transferred to them with the condition that they will be duty bound to complete the same as per specifications and approved scope of work;		
10	The Chief Minister approved the proposal of Chief Secretary for formulating distinct schedules depicting the bifurcated functions/ responsibilities for the three tiers of local governments so as to avoid ambiguity and duplication.	Secretary LG&RDD, P&D and Law	Implemented.
11	Provincial Government shall issue policy directives to all the Deputy Commissioners for ensuring the implementation of Provincial Government policies regarding encroachment, recruitments and posting and transfer etc	Secretary Establishment, LG&RDD, Law, P&D	Concerned departments will issue policy guidelines to local governments on need basis

Section Officer (C&D)
Local Govt: Elections & RDD
Khyber Pakhtunkhwa

WEITAGE/FORMULA FOR INTER-SE DEVELOPMENT FUNDS 2019-20 (CENSUS, 2017) DISTRIBUTION IN THE DISTRICT
Amount to be Distributed (Rs. In Million) 15956.5
Annex-VII

Districts	Share on the basis of Previous Data						Share on the Basis of New Data					
	Population (1998)	Population (60%)	Backwardness (20%)	Lag in Infrastructure (20%)	Total Weightage (Rs. In Million)	Share	Population (2017)	Population (60%)	Poverty (20%)	Lag in Infrastructure (20%)	Total Weightage (Rs. In Million)	%age Change
ABBOTTABAD	880,666.00	2.98	0.54	0.89	4.41	704.065	1,332,912.00	2.62	0.18	0.60	3.40	543.276 - 22.84
BANNU	675,667.00	2.28	0.83	0.69	3.81	607.890	1,167,892.00	2.30	0.98	0.47	3.75	597.786 - 1.66
BATTAGRAM	307,278.00	1.04	0.94	0.49	2.47	394.249	476,612.00	0.94	1.29	0.68	2.91	464.204 - 17.74
BUNER	506,048.00	1.71	0.78	0.62	3.11	496.528	897,319.00	1.76	1.17	1.07	4.00	638.116 - 28.52
CHARSADDA	1,022,364.00	3.46	0.75	0.89	5.10	814.454	1,616,198.00	3.18	0.68	0.43	4.28	682.921 - 16.15
CHITRAL	318,689.00	1.08	0.67	0.55	2.30	366.314	447,362.00	0.88	0.43	1.28	2.59	413.298 - 12.83
D I KHAN	852,995.00	2.88	0.82	0.89	4.60	733.865	1,527,132.00	3.20	1.11	0.95	5.25	838.060 - 14.20
DIR LOWER	717,649.00	2.43	0.76	0.67	3.86	615.197	1,435,917.00	2.82	0.49	0.73	4.05	646.063 - 5.02
DIR UPPER	575,858.00	1.95	1.12	0.67	3.73	595.761	946,421.00	1.86	1.42	1.09	4.37	697.262 - 17.04
HANGU	314,529.00	1.06	0.70	0.54	2.30	367.180	518,798.00	1.02	0.86	0.67	2.55	406.467 - 10.70
HARIPIUR	692,228.00	2.34	0.53	0.73	3.60	575.074	1,003,031.00	1.97	0.06	0.81	2.85	454.314 - 21.00
KARRAK	430,796.00	1.46	0.75	0.60	2.81	448.265	706,299.00	1.39	0.80	1.43	3.61	576.728 - 28.66
KOHAT	562,644.00	1.90	0.56	0.74	3.20	511.298	993,874.00	1.95	0.74	0.80	3.49	557.221 - 8.98
KOHISTAN	472,570.00	1.60	1.90	0.63	4.13	658.903	784,711.00	1.54	1.54	1.57	4.65	742.771 - 12.73
LAKKI MARWAT	490,025.00	1.66	0.91	0.65	3.21	512.483	876,182.00	1.72	1.05	1.00	3.77	601.316 - 17.33
MALAKAND	452,291.00	1.53	0.60	0.53	2.66	424.572	720,295.00	1.42	0.37	0.45	2.24	357.285 - 15.85
MANSEHRA	978,157.00	3.31	0.68	1.01	4.99	796.455	1,556,460.00	3.06	0.55	0.87	4.48	714.754 - 10.26
MARDAN	1,460,700.00	4.94	0.65	1.17	6.75	1,077.641	2,373,061.00	4.66	0.25	0.24	5.15	821.903 - 23.73
NOWSHERA	874,373.00	2.96	0.64	0.86	4.45	710.029	1,518,540.00	2.99	0.31	0.53	3.83	610.607 - 14.00
PESHAWAR	2,026,851.00	6.85	0.66	2.00	9.51	1,516.881	4,269,079.00	8.39	0.12	0.39	8.90	1,420.262 - 6.37
SHANGLA	434,563.00	1.47	1.22	0.60	3.29	524.335	757,810.00	1.49	1.35	1.40	4.24	677.111 - 29.14
SWABI	1,026,804.00	3.47	0.68	0.94	5.09	812.091	1,624,616.00	3.19	0.62	0.49	4.30	686.593 - 15.45
SWAT	1,257,602.00	4.25	0.72	1.17	6.14	979.177	2,309,570.00	4.54	0.92	0.77	6.24	995.209 - 1.64
TANK	238,216.00	0.81	0.92	0.48	2.20	350.868	391,885.00	0.77	1.23	1.28	3.28	523.549 - 49.22
TOR GHAR	174,682.00	0.59	0.68	1.01	2.27	362.925	171,395.00	0.34	1.48		1.81	289.425 - 20.25
Total	17,743,645.00	60.00	20.00	20.00	100.00	15,956.500	30,523,371.00	60.00	20.00	20.00	100.00	15,956.500 -



SUMMARY-A
Estimated Resources to be transferred to Local Governments for the financial year 2019-20

(Rs. in million)

S #	District	Salary	Non-Salary	Development	Grant to Local Councils	Total
1	2	3	4	5	6	7
1	Abbottabad	7,146.360	602.009	1,886.882	129.303	9,764.554
2	Bannu	5,853.477	479.494	1,665.170	144.235	8,142.376
3	Battagram	2,382.547	183.217	1,113.381	36.359	3,715.504
4	Buner	4,098.082	288.073	1,499.996	62.518	5,948.669
5	Charsadda	6,253.734	483.158	2,164.761	141.571	9,043.224
6	Chitral	2,809.496	222.401	612.587	64.341	3,708.825
7	Chitral Upper	1,204.070	58.857	434.931	33.342	1,731.200
8	DIKhan	7,793.502	556.492	2,188.806	173.029	10,711.829
9	Dir Lower	7,955.013	455.907	1,873.263	85.758	10,369.941
10	Dir upper	4,181.795	309.547	1,685.349	48.940	6,225.631
11	Hangu	1,751.236	174.808	997.142	100.767	3,023.953
12	Haripur	5,908.258	674.517	1,581.205	310.626	8,474.606
13	Karak	4,562.387	364.167	1,297.273	56.386	6,280.213
14	Kohat	4,407.656	411.042	1,429.349	189.471	6,437.518
15	Kohistan Upper	977.108	170.078	803.072	19.209	1,969.467
16	Kohistan Lower	961.296	63.065	442.849	12.427	1,479.637
17	Kolai Palas Kohistan	311.226	62.036	572.559	16.150	961.971
18	Lakki Marwat	4,697.507	465.106	1,462.188	68.342	6,693.143
19	Malakand	4,426.572	350.965	1,096.986	74.944	5,949.467
20	Mansehra	8,414.624	746.045	2,217.384	94.793	11,472.846
21	Mardan	10,695.463	632.082	2,886.789	280.502	14,494.836
22	Nowshera	6,476.336	488.502	1,902.900	360.377	9,228.115
23	Peshawar	9,386.650	794.859	4,292.454	965.335	15,439.298
24	Shangla	2,984.896	228.764	1,527.723	36.737	4,778.120
25	Swabi	7,313.844	528.351	2,184.056	183.158	10,209.409
26	Swat	9,596.850	471.566	2,817.916	220.732	13,107.064
27	Tank	1,862.927	248.366	1,065.239	74.528	3,251.060
28	Tor Ghar	615.590	74.828	917.790	22.782	1,630.990
		135,028.502	10,588.302	44,620.000	4,006.662	194,243.466
1	Provision of grant on need basis.	-	2,000.000	-	-	2,000.000
2	Provision of Conditional Grant (Education)	-	2,000.000	-	-	2,000.000
3	Grant for Emrgcy medfor devolved health instt/hospitals.	-	1,000.000	-	-	1,000.000
4	Grant for Electricity Charges on need basis	-	1,000.000	-	-	1,000.000
5	Grant for Financial Assistance/ Shuhada Packages	-	350.000	-	-	350.000
6	Grant for Advertising Charges	-	20.000	-	-	20.000
7	Grant for Autonomy to HSS(Edu Sector)	-	664.300	-	-	664.300
8	Grant for Enrolment Campaign (E&SE)	-	13.850	-	-	13.850
9	Incentives for best performing school teachers, headmasters & Principals.	-	125.800	-	-	125.800
10	Provision of scholarship under Stoori da pakhtunkhwa for top 20 position holders of Govt. High & Higher Scndry schls in all the 08 BISEs of KP	-	361.830	-	-	361.830
11	Grant for financially weak TMAs/ newly created TMAs	-	-	-	500.000	500.000
12	Remunerations of Elected officials	-	-	-	165.381	165.381
13	Sanitation Incentive Grant for VCs/NCs	-	-	-	100.000	100.000
14	Purchase of IT Equipment for SDEO's Office (E&SE-Costed Edu; Sector Program)	-	44.000	-	-	44.000
15	Purchase of Furniture for newly created SDEO's Office (E&SE-Costed Edu; Sector Program)	-	26.150	-	-	26.150
16	Distt. Performance Incentive program	-	15.000	-	-	15.000
17	PIF to be authorized by CM(2%)	-	-	920.000	-	920.000
18	PIF to be authorized by FM(1%)	-	-	460.000	-	460.000
19	L.S provision at the disposal of F.D.	-	-	-	1,000.000	1,000.000
	Total (b):	-	7,620.930	1,380.000	1,765.381	10,766.311
	Grand Total (a+b) =	135,028.502	18,209.232	46,000.000	5,772.043	205,009.777

SUMMARY-B

Estimated Resources to be transferred to Local Governments for the financial year 2019-20 (NMAs)

S #	District	Salary	Non-Salary	Grant to Local Councils	Total
1	2	3	4	6	7
1	Bajaur	2,651.129	230.670	25.000	2,906.799
2	Khyber	2,868.903	827.635	25.000	3,721.538
3	KURRAM	3,144.875	238.566	25.000	3,408.441
4	MOHMAND	2,419.985	545.981	25.000	2,990.966
5	NORTH WAZIRISTAN	3,946.623	217.527	25.000	4,189.150
6	ORAGZAI	2,251.094	119.125	25.000	2,395.219
7	SOUTH WAZIRISTAN	2,775.252	371.559	25.000	3,171.811
8	FR BANNU	1,625.334	65.047	-	1,690.381
9	FR D.I.KHAN	530.538	45.520	-	576.058
10	FR KOHAT	702.298	43.346	-	745.644
11	FR LAKKI MARWAT	70.299	41.133	-	111.432
12	FR PESHAWAR	747.309	45.573	-	792.882
13	FR TANK	703.160	40.509	-	743.669
Total (a):		24,436.799	2,832.191	175.000	27,443.990
1	Provision of grant on need basis.	-	-	542.617	542.617
2	Provision of Conditional Grant (Education)	-	-	-	-
3	Grant for Emergency Medicines in BHUs	-	-	-	-
4	Grant for Electricity Charges on need basis	-	-	-	-
5	Grant for Financial Assistance/ Shuhada Packages	-	-	-	-
6	Grant for Advertising Charges	-	-	-	-
7	Grant for Autonomy to HSS(Edu Sector)	-	-	-	-
8	Grant for Enrolment Campaign (E&SE)	-	-	-	-
9	Incentives for best performing school teachers, headmasters & Principals.	-	-	-	-
10	Provision of scholarship under Stoori da pakhtunkhwa for top 20 position holders of Govt. High & Higher Scndry schls in all the 08 BISEs of KP	-	-	-	-
11	Grant for financially weak TMAs/ newly created TMAs	-	-	-	-
12	Remunerations of officials	-	-	-	-
13	Sanitation Incentive Grant for VCs/NCs	-	-	-	-
14	Purchase of IT Equipment for SDEO's Office (E&SE-Costed Edu; Sector Program)	-	-	-	-
15	Purchase of Furniture for newly created SDEO's Office (E&SE-Costed Edu; Sector Program)	-	-	-	-
16	PIF to be authorized by CM(2%)	-	-	-	-
17	PIF to be authorized by FM(1%)	-	-	-	-
18	L.S provision at the disposal of F.D.	-	-	-	-
Total (b):		-	-	542.617	542.617
Grand Total (a+b) =		24,436.799	2,832.191	717.617	27,986.607

ESTIMATED RESOURCES TO BE TRANSFERRED TO LOCAL GOVERNMENTS FOR THE FINANCIAL YEAR 2019-20 (BUDGET STATEMENT-A)

Annex-IX
(Rs. in million)

S#	Name of District	Salary	other	Electricity	Leave encashment	Total (col:4-6)	District	TMA's	Village Council	NCouncil	Total Development (Col: 8-11)	Grant to TMA's/Towns	C.Bs Share	Total Grant (Col:13-14)	Grant to District Councils/VGNCs	Total Grants LAs (Col:15-16)	Grand Total (Col:17:12:17)
1	Abbottabad	7,148,340	474,715	31,294	96,000	602,009	530,279	704,015	888,780	11	1,886,882	64,068	18,051	15	16	17	18
2	Bannu	5,832,477	334,028	45,468	100,000	479,494	594,691	608,761	437,950	23	1,665,170	68,578	8,419	74,995	69,240	144,235	9,764,554
3	Battagram	2,352,547	123,217	13,217	60,000	136,434	136,434	136,434	136,434	31	1,113,381	8,307	-	8,307	28,052	36,359	8,142,376
4	Buner	4,098,042	216,818	34,255	37,000	268,073	459,688	394,225	228,430	31	1,499,996	12,400	-	12,400	50,118	62,518	3,715,504
5	Charsadda	6,253,724	231,901	61,197	190,000	483,198	690,095	814,400	569,870	100	3,965,770	12,400	-	12,400	50,118	62,518	5,948,669
6	Chitral	2,869,496	146,401	5,000	71,000	222,401	226,124	212,538	151,315	12	612,567	19,700	-	19,700	44,641	64,341	9,043,224
7	Chitral Upper	1,204,070	56,800	2,257	-	58,857	168,662	153,754	112,515	12	612,567	19,700	-	19,700	44,641	64,341	3,708,425
8	Dikhan	7,793,502	365,541	58,951	134,000	556,492	631,785	733,828	479,660	143	2,188,806	115,802	1,054	117,856	55,473	173,029	10,711,829
9	Dir Lower	7,855,013	271,377	82,530	122,000	455,907	641,170	615,165	569,000	50	2,188,806	115,802	-	117,856	55,473	173,029	10,711,829
10	Dir Upper	4,191,795	214,872	13,675	81,000	309,547	689,978	595,732	375,870	23	2,188,806	115,802	-	117,856	55,473	173,029	10,711,829
11	Haripur	1,781,236	118,627	31,161	25,000	174,808	402,030	367,154	180,910	47	997,142	55,423	-	55,423	33,592	48,940	6,225,631
12	Karak	5,908,258	419,308	34,209	221,000	674,517	448,894	575,044	478,210	79	1,581,205	67,337	-	67,337	223,289	310,626	8,474,606
13	Kohat	4,582,387	190,763	45,384	129,000	364,167	587,248	448,238	262,870	18	1,297,273	19,493	-	19,493	36,893	56,386	6,280,213
14	Kohistan Upper	4,607,656	236,745	45,297	129,000	411,042	551,899	511,276	273,060	93	1,439,349	108,658	23,354	130,212	59,259	189,471	6,437,518
15	Kohistan Lower	877,108	149,133	0,945	20,000	170,078	335,158	301,554	162,480	3,680	803,072	5,364	-	5,364	13,845	19,209	1,969,487
16	Kotli Pals Kohistan	981,298	32,065	-	31,000	63,065	172,673	151,836	118,340	-	442,849	3,196	-	3,196	9,231	12,427	1,479,637
17	Lakki Marwat	311,228	52,036	-	10,000	62,036	224,475	205,494	142,590	-	572,559	4,153	-	4,153	11,997	16,150	961,971
18	Mardan	4,697,507	332,305	40,801	92,000	465,106	594,670	512,489	323,500	31	1,462,188	28,998	-	28,998	39,444	68,342	6,949,143
19	Mastohand	4,428,572	221,466	41,499	88,000	350,965	354,274	424,544	261,420	50	1,096,986	17,830	-	17,830	57,114	74,944	5,949,467
20	Mastohand	8,114,624	459,346	48,899	238,000	746,045	708,993	786,402	629,050	82	2,217,364	54,927	-	54,927	39,860	94,793	11,472,846
21	Mardan	10,935,483	250,310	190,772	185,000	632,082	820,302	1,077,578	753,990	235	2,866,789	178,658	12,527	191,185	89,317	280,502	14,494,636
22	Nowshera	8,478,358	261,336	104,168	123,000	488,592	607,049	709,978	480,150	105	2,902,800	116,060	38,395	154,455	205,922	360,375	9,228,115
23	Peshawar	9,388,650	504,937	75,922	214,000	794,859	1,417,898	1,516,778	747,390	610	4,292,454	592,802	89,550	681,352	283,983	965,335	15,438,730
24	Shangha	2,844,898	148,314	10,450	70,000	228,704	687,801	524,302	335,920	610	1,527,723	8,308	-	8,308	28,429	36,737	4,778,120
25	Swabi	7,313,844	233,913	103,438	191,000	528,351	683,315	812,035	568,910	119	2,184,056	59,000	-	59,000	124,158	183,158	10,209,409
26	Tank	8,598,850	263,455	92,111	96,000	471,566	990,058	979,105	657,180	191	2,817,916	133,560	-	133,560	87,172	220,732	13,107,064
27	Tarai	1,852,827	157,328	49,040	45,000	248,368	515,038	350,862	169,750	28	1,065,239	40,677	-	40,677	33,851	74,528	3,251,060
28	Tor Ghar	815,590	81,828	-	13,000	74,828	422,484	362,915	128,530	3	917,790	3,722	-	3,722	19,060	22,782	1,630,990
29	Total (a):	135,028,502	6,554,761	1,222,541	2,811,000	10,568,302	15,956,500	15,956,500	10,556,510	2,150,490	44,620,490	1,908,360	192,550	2,100,910	1,905,752	4,006,662	194,243,466
30	Provision of grant on need basis	-	2,000,000	-	-	2,000,000	-	-	-	-	-	-	-	-	-	-	2,000,000
31	Grant for Electricity Charges on need basis	-	1,000,000	-	-	1,000,000	-	-	-	-	-	-	-	-	-	-	1,000,000
32	Grant for Financial Assistance/ Subsidies Packages	-	350,000	-	-	350,000	-	-	-	-	-	-	-	-	-	-	350,000
33	Grant for Advertising Charges	-	20,000	-	-	20,000	-	-	-	-	-	-	-	-	-	-	20,000
34	Grant for Autonomy to (E&SE)	-	664,300	-	-	664,300	-	-	-	-	-	-	-	-	-	-	664,300
35	Incentives for best performing school teachers, headmasters	-	125,800	-	-	125,800	-	-	-	-	-	-	-	-	-	-	125,800
36	Provision of scholarship under SDO's Office (E&SE)-Costed	-	361,830	-	-	361,830	-	-	-	-	-	-	-	-	-	-	361,830
37	Grant for financially weak TMA's/Local Councils/TMA's	-	-	-	-	-	-	-	-	-	-	-	-	-	-	-	-
38	Remuneration of elected members	-	-	-	-	-	-	-	-	-	-	-	-	-	-	-	-
39	Purchase of IT Equipment for SDO's Office (E&SE)-Costed	-	44,000	-	-	44,000	-	-	-	-	-	-	-	-	-	-	44,000
40	Purchase of Furniture for SDO's Office (E&SE)-Costed	-	28,150	-	-	28,150	-	-	-	-	-	-	-	-	-	-	28,150
41	Distt. Performance Incentive	-	15,000	-	-	15,000	-	-	-	-	-	-	-	-	-	-	15,000
42	PF to be authorized by CM(2%)	-	-	-	-	-	-	-	-	-	-	-	-	-	-	-	-
43	PF to be authorized by FM(1%)	-	-	-	-	-	-	-	-	-	-	-	-	-	-	-	-
44	LS provision at the disposal of F.D	-	-	-	-	-	-	-	-	-	-	-	-	-	-	-	-
45	Total (b):	-	7,620,930	1,222,541	2,811,000	18,209,232	17,336,500	15,956,500	10,556,510	2,150,490	46,000,000	1,665,381	192,550	3,766,291	2,005,752	5,772,043	205,009,777
46	Grand Total (a+b) =	135,028,502	14,175,691	1,222,541	2,811,000	18,209,232	17,336,500	15,956,500	10,556,510	2,150,490	46,000,000	1,665,381	192,550	3,766,291	2,005,752	5,772,043	205,009,777

ESTIMATED RESOURCES TO BE TRANSFERRED TO LOCAL GOVERNMENTS OF NEWLY MERGED AREAS (NMAs) FOR THE FINANCIAL YEAR 2019-20 (BUDGET STATEMENT-B)

S#	Name of District	Salary	Non-Salary				Grant to Local Councils				Grand Total (Col:3:7:12)	
			other	Electricity	Leave encashm ent	Total (col:4-6)	Grant to TMA's/ Towns	C.Bs Share	Total Grant (Col:8-9)	Grant to Dist:councils VCs/NCs		Total GrantTo LocalCouncil (Col:10-11)
1	2	3	4	5	6	7	8	9	10	11	12	13
1	Bajaur	2,651,129	230,670			230,670						2,906,799
2	Khyber	2,868,903	827,635			827,635						3,721,538
3	KURRAM	3,144,875	238,566			238,566						3,408,441
4	MOHMAND	2,419,985	545,981			545,981						2,990,966
5	NORTH WAZIRISTAN	3,946,623	217,527			217,527						4,189,150
6	ORAGZAI	2,251,094	119,125			119,125						2,395,219
7	SOUTH WAZIRISTAN	2,775,352	371,559			371,559						3,171,811
8	FR BANNU	1,623,334	65,047			65,047						1,690,381
9	FR D.I.KHAN	530,538	45,520			45,520						576,058
10	FR KOHAT	702,298	43,346			43,346						745,644
11	FR LAKKI MARWAT	70,299	41,133			41,133						111,432
12	FR PESHAWAR	747,309	45,573			45,573						792,882
13	FR TANK	703,160	40,509			40,509						743,669
Total (a):		24,436,799	2,832,191	-	-	2,832,191	0.000	0.000	0.000	175,000	175,000	27,443,990
1	One time operational grant for newly established 25 TMAs of NMAs.	-	-	-	-	-	542,617	-	542,617	-	542,617	542,617
3	Grant for Emergency Medicines in BHUs	-	-	-	-	-	-	-	-	-	-	-
4	Grant for Electricity Charges on need basis	-	-	-	-	-	-	-	-	-	-	-
5	Grant for Financial Assistance/ Shuhada	-	-	-	-	-	-	-	-	-	-	-
6	Grant for Advertising Charges	-	-	-	-	-	-	-	-	-	-	-
7	Grant for Autonomy to HSS(Edu Sector)	-	-	-	-	-	-	-	-	-	-	-
8	Grant for Enrolment Campaign (E&SE)	-	-	-	-	-	-	-	-	-	-	-
9	Incentives for best performing school teachers, headmasters & Principals.	-	-	-	-	-	-	-	-	-	-	-
10	Provision of scholarship under Stoori da KP for top 20 position holders of Govt. High & Higher Secndry schls in all the 08 BISEs of KP	-	-	-	-	-	-	-	-	-	-	-
11	Grant for financially weak TMAs/ newly created TMAs	-	-	-	-	-	-	-	-	-	-	-
12	Remunerations of officials	-	-	-	-	-	-	-	-	-	-	-
13	Sanitation Incentive Grant for VCs/NCs	-	-	-	-	-	-	-	-	-	-	-
14	Purchase of IT Equipment for SDEO's Office (E&SE-Coated Edu; Sector Program)	-	-	-	-	-	-	-	-	-	-	-
15	Purchase of Furniture for newly created SDEO's Office (E&SE-Coated Edu; Sector Program)	-	-	-	-	-	-	-	-	-	-	-
16	PIF to be authorized by CM(2%)	-	-	-	-	-	-	-	-	-	-	-
17	PIF to be authorized by FM(1%)	-	-	-	-	-	-	-	-	-	-	-
18	L.S provision at the disposal of F.D.	-	-	-	-	-	-	-	-	-	-	-
Total (b):		-	-	-	-	-	542,617	-	542,617	-	-	-
Grand Total (a+b) =		24,436,799	2,832,191	-	-	2,832,191	542,617	-	542,617	175,000	717,617	27,986,607

**GRANT TO LOCAL COUNCILS & DEVELOPMENT SHARE OF TMAs FOR THE
FINANCIAL YEAR 2019-20**

Annexure-X



		Grants to TMAs/ Towns	DEVELOPMENT SHARE					(Rs in million)		
			TMA's Share	V.Cs Share	N.Cs Share	Total N.Cs/V.Cs share	Grand Total Dev. (TMA+vc+NC)	No. of V.Cs	No. of N.Cs	Total N.Cs/V.C s
1	Abbottabad (04)	64.068	704.015	588.780	54.808	643.588	1,347.603	195	14	209
	Abbottabad	33.651	425.169	431.160	45.588	476.748	901.917	142	11	153
	Havillian	18.601	120.785	157.620	9.220	166.840	287.625	53	3	56
	Lower Tanawal	6.471	98.506				98.506			
	Lora	5.345	59.555				59.555			
2	Bannu (04)	66.576	608.761	437.950	23.768	461.718	1,070.479	105	5	110
	Bannu	41.868	350.611	369.570	23.768	393.338	743.949	90	5	95
	Domail	12.020	94.019	68.380		68.380	162.399	15	0	15
	Kakki	6.344	52.918				52.918			
	Baka khel	6.344	111.212				111.212			
3	Batagram (02)	8.307	394.225	228.430	31.038	259.468	653.693	79	11	90
	Alai	3.323	156.330	104.760		104.760	261.090	37	0	37
	Batagram	4.984	237.895	123.670	31.038	154.708	392.603	42	11	53
4	Buner (04)	12.400	496.503	372.470	-	372.470	868.973	105	0	105
	Daggar	4.278	193.910	145.985		145.985	339.895	40	0	40
	Gagra	3.848	149.709	112.035		112.035	261.744	32	0	32
	Khudukhail	2.137	68.831	53.830		53.830	122.661	16	0	16
	Totalai(Mandnr)	2.137	84.052	60.620		60.620	144.672	17	0	17
5	Charsadda (03)	62.823	814.399	569.870	100.396	670.266	1,484.665	126	20	146
	Charsadda	42.068	400.588	280.330	54.803	335.133	735.721	64	11	75
	Shabqadar	14.153	211.122	135.310	33.948	169.258	380.380	29	6	35
	Tangi	6.602	202.688	154.230	11.645	165.875	368.563	33	3	36
6	Chitral (02)	19.700	212.538	151.315	12.610	163.925	376.463	56	5	61
	Chitral	12.665	120.571	151.315	12.610	163.925	284.496	56	5	61
	Darosh	7.035	91.967				91.967	0		
7	Chitral Upper (2)	4.155	153.754	112.515	-	112.515	266.269	39	-	39
	Mastuj	1.662	65.852	112.515		112.515	178.367	39	0	39
	Mulkhow	2.493	87.902				87.902	0	0	
8	D. I. Khan (05)	115.902	733.826	479.660	143.555	623.215	1,357.041	139	35	174
	D. I. Khan	82.307	309.746	159.560	95.056	254.616	564.362	43	22	65
	Daraban	2.599	63.646	48.015	9.700	57.715	121.361	16	2	18
	Kulachi	10.915	58.116	35.890	16.004	51.894	110.010	11	6	17
	Pharapur	15.439	183.219	138.710	18.429	157.139	340.358	41	4	45
	Paroa	4.642	119.098	97.485	4.366	101.851	220.949	28	1	29
9	Dir Lower (07)	22.815	115.165	566.000	50.928	616.928	1,232.093	182	16	198
	Adenazai	4.450	135.975	114.945	16.974	131.919	267.894	35	5	40
	Balambut	3.338	103.403	102.335		102.335	205.738	32	0	32
	Khail	2.783	48.544	53.835		53.835	102.379	20	0	20
	Lal Qilla	2.783	86.618	86.335		86.335	172.953	28	0	28
	Munda	2.783	52.492	54.320		54.320	106.812	18	0	18
	Summar Bagh	3.339	96.810	77.600	16.490	94.090	190.900	24	5	29
	Timargarah	3.339	91.321	76.630	17.464	94.094	185.415	25	6	31

			Grants to TMAs/ Towns	DEVELOPMENT SHARE				Grand Total Dev. (TMA+vc+NC)	No. of V.Cs	No. of N.Cs	Total N.Cs/V.C s
				TMA's Share	V.Cs Share	N.Cs Share	Total N.Cs/V.Cs share				
10	Dir Upper (06)		15.348	595.732	375.870	23.769	399.639	995.371	117	5	122
		Barawal	2.478	62.465	38.800	3.880	42.680	105.145	12	1	13
		Dir	2.812	84.155	170.230	14.549	184.779	268.934	53	3	56
		Kalkot	2.478	59.265	45.105	-	45.105	104.370	16	0	16
		Wari	4.456	198.990	121.735	5.340	127.075	326.065	36	1	37
		Shringle	1.562	85.101			-	85.101			
		Larjum	1.562	105.755			-	105.755			
11	Hangu (02)		55.423	367.154	180.910	47.048	227.958	595.112	50	12	62
		Hangu	28.225	190.412	97.490	25.219	122.709	313.121	29	7	36
		Thall	27.198	176.742	83.420	21.829	105.249	281.991	21	5	26
12	Haripur (03)		87.337	575.044	478.210	79.057	557.267	1,132.311	155	25	180
		Ghazi	4.155	93.556	74.690	15.519	90.209	183.765	24	5	29
		Haripur	62.948	376.921	403.520	63.538	467.058	843.979	131	20	151
		Khanpur	20.234	104.567			-	104.567			
13	Karak (03)		19.493	448.236	262.870	18.919	281.789	730.025	57	4	61
		B.D.Shah	3.463	102.841	64.990	-	64.990	167.831	14	0	14
		Karak	11.181	180.873	96.515	18.919	115.434	296.307	22	4	26
		T.Nusrati	4.849	164.522	101.365	-	101.365	265.887	21	0	21
14	Kohat (03)		106.858	511.276	273.060	93.117	366.177	877.453	71	20	91
		Kohat	77.872	338.056	223.585	75.657	299.242	637.298	57	16	73
		Lachi	9.518	88.709	49.475	17.460	66.935	155.644	14	4	18
		Gumbat	19.468	84.511			-	84.511			
15	Kohistan Upper (02)		5.364	301.554	162.480	3.880	166.360	467.914	61	1	62
		Dassu	3.515	224.444	116.400	3.880	120.280	344.724	42	1	43
		Kandai	1.849	77.110	46.080	-	46.080	123.190	19	0	19
16	Kohistan Lower (01)		3.196	151.836	118.340	-	118.340	270.176	48	-	48
		Pattan	3.196	151.836	118.340	-	118.340	270.176	48	0	48
17	Koial Palas Kohistan(01)		4.153	205.494	142.590	-	142.590	348.084	52	-	52
		Palas	4.153	205.494	142.590	-	142.590	348.084	52	0	52
18	Lakki Marwat (02)		28.898	512.489	323.500	31.529	355.029	867.518	89	7	96
		Lakki Marwat	12.072	364.098	238.135	19.884	258.019	622.117	69	4	73
		Sarai Norung	16.826	148.391	85.365	11.645	97.010	245.401	20	3	23
19	Malakand (03)		17.830	424.544	261.420	56.748	318.168	742.712	67	15	82
		Batkheila	8.848	145.748	157.145	30.554	187.699	333.447	42	9	51
		Dargai	4.155	181.558	104.275	26.194	130.469	312.027	25	6	31
		Thana Baizai	4.827	97.238			-	97.238			
20	Manshera (05)		54.927	796.402	629.050	82.937	711.987	1,508.389	175	19	194
		Balakot	4.923	176.247	145.500	17.944	163.444	339.691	44	4	48
		Mansehra	27.202	274.428	363.755	52.378	416.133	690.561	97	14	111
		Oghi	2.459	125.619	119.795	12.615	132.410	258.029	33	2	35
		Baffa Pakhal	19.420	196.022			-	196.022			

		Grants to TMA's/ Towns	DEVELOPMENT SHARE					No. of V.Cs	No. of N.Cs	Total N.Cs/V.C s
			TMA's Share	V.Cs Share	N.Cs Share	Total N.Cs/V.Cs share	Grand Total Dev. (TMA+vc+NC)			
	Darband	0.923	24.086							
21	Mardan (04)	178.658	1,077.576	753.690	235.221	988.911	2,066.487	178	53	231
	Katlang	17.010	164.236	110.095	37.829	147.924	312.160	26	8	34
	Mardan	117.174	540.020	424.860	166.348	591.208	1,131.228	103	39	142
	Takht Bhai	19.805	277.708	218.735	31.044	249.779	527.487	49	6	55
	Rustam	24.669	95.612							
22	Nowshera (03)	116.060	709.978	480.150	105.726	585.876	1,295.854	129	24	153
	Jehangira	29.633	183.059	113.490	34.434	147.924	330.983	29	9	38
	Nowshera	49.388	301.744	195.455	51.408	246.863	548.607	51	11	62
	Pabbi	37.039	225.175	171.205	19.884	191.089	416.264	49	4	53
23	Peshawar (04)	592.802	1,516.779	747.390	610.597	1,357.987	2,874.766	216	130	346
	Town I	352.853	399.213	-	-	-	399.213			0
	Town II	28.236	417.825	-	-	-	417.825			0
	Town III	183.478	360.144	-	-	-	360.144			0
	Town IV	28.235	339.597	-	-	-	339.597			0
24	Shangla (04)	8.308	524.302	335.620	-	335.620	859.922	105	0	105
	Alpuri	2.965	214.210	233.285	-	233.285	447.495	73	0	73
	Puran	2.670	161.739	102.335	-	102.335	264.074	32	0	32
	Bisham	1.484	62.671			-	62.671			
	Chakaisar	1.189	85.682			-	85.682			
25	Swabi (04)	59.000	812.035	568.910	119.796	688.706	1,500.741	133	27	160
	Lahor	11.588	148.227	107.185	18.430	125.615	273.842	25	4	29
	Razar	21.074	297.614	239.590	11.155	250.745	548.359	56	2	58
	Swabi	14.750	203.905	106.215	68.382	174.597	378.502	26	15	41
	Topi	11.588	162.288	115.920	21.829	137.749	300.037	26	6	32
26	Swat (07)	133.560	979.105	657.180	191.573	848.753	1,827.858	170	44	214
	Babuzai	119.141	254.026	98.940	110.352	209.292	463.318	24	25	49
	Bahrain	2.055	99.979	73.235	12.736	85.971	185.950	19	3	22
	Barikot	2.055	70.226	62.080	7.599	69.679	139.905	15	2	17
	Charbagh	2.055	58.887	44.140	5.640	49.780	108.667	10	1	11
	Kabal	2.055	182.447	115.430	38.062	153.492	335.939	30	9	39
	Khwazakhel	2.055	112.595	98.940	6.049	104.989	217.584	28	2	30
	Matta	4.144	200.944	164.415	11.135	175.550	376.494	44	2	46
27	Tank (01)	40.677	350.862	169.750	29.589	199.339	550.201	59	11	70
	Tank II	40.677	350.862	169.750	29.589	199.339	550.201	59	11	70
28	Tor Ghar (02)	3.722	362.915	128.530	3.881	132.411	495.326	39	1	40
	Hassanzai	1.737	186.279	69.355	-	69.355	255.634	22	0	22
	Judbah	1.985	176.636	59.175	3.881	63.056	239.692	17	1	18
Grand Total: (93 TMAs)		1,908.360	15,956.500	10,556.510	2,150.490	12,707.000	28,663.500	2,997	504	3,501

THE END

Prepared by Muzam Khan (NO 99C-1)

under the guidance & supervision of Mr. Hameed-Ur-Rehman (Consultant PFC)